

Chapter 27

ODISHA

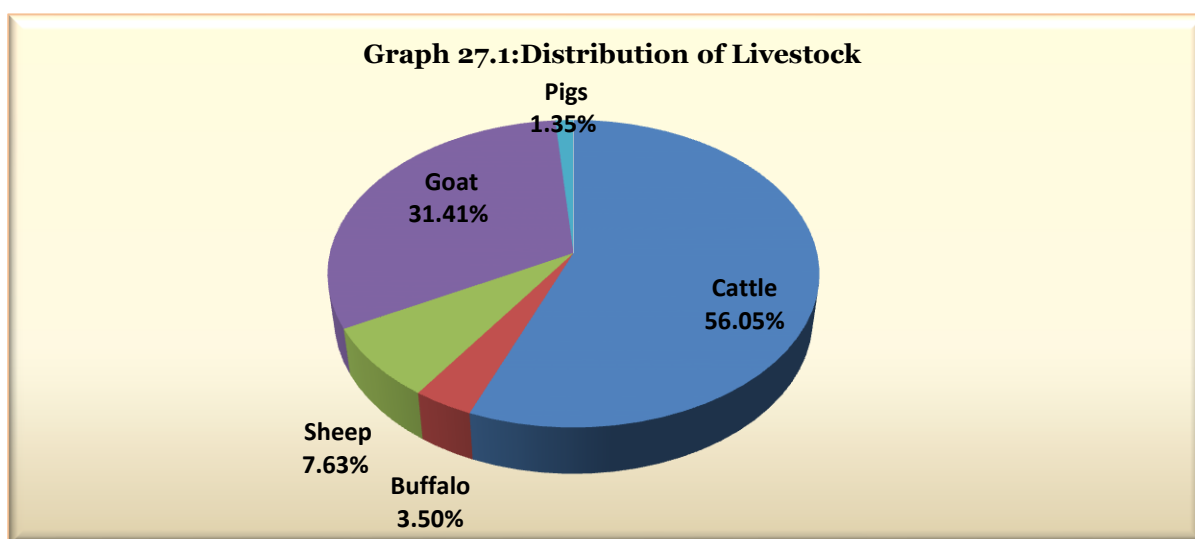
Livestock Population

The following table shows the changes in the total number of livestock in the country during the inter censal period.

Table 27.1: Total Livestock Population

| 18th Livestock Census 2007 (in Millions) | 19th Livestock Census 2012 (in Millions) |
|--|--|
| 23.05 | 20.73 |

There is a decrease in livestock population over 2007 to 2012 from 23.05 million to 20.73 million (excluding 1.13 million stray cattle) registering a decline of 10.08% in the total number of animals in various species. In census 2012, the total livestock population has been distributed under various species as per diagram given below:



The diagram above shows that among the total livestock, Cattle contributes highest with 56.05% followed by goat 31.41%, sheep 7.63%, Buffalo 3.50%, 1.35% of livestock is contributed by pigs and marginal contribution is made by other livestock species such as Camel, Mules, Donkeys, Horses and Ponies. The variation in the number of animals in different species of Livestock in comparison with the previous census is shown in the table:

Table 27.2: Total Livestock in 2003 and 2012

(in thousands)

| CATEGORY | 2003 | 2007 | 2012 | % Change from 2007 to 2012 |
|----------------------------|----------|----------|----------|----------------------------|
| Cattle | | | | |
| Exotic/Crossbred | | | | |
| Male | 328.00 | 877.35 | 319.72 | -63.56 |
| Female | 735.00 | 825.91 | 986.05 | 19.39 |
| Total Exotic/Crossbred | 1063.00 | 1703.26 | 1305.77 | -23.34 |
| Indigenous | | | | |
| Male | 6838.00 | 5579.46 | 5502.89 | -1.37 |
| Female | 6002.00 | 5027.26 | 4812.61 | -4.27 |
| Total Indigenous | 12840.00 | 10606.72 | 10315.50 | -2.75 |
| Total Cattle | 13903.00 | 12309.97 | 11621.27 | -5.59 |
| Buffalo | | | | |
| Male | 753.00 | 601.20 | 335.26 | -44.24 |
| Female | 641.00 | 588.53 | 391.05 | -33.55 |
| Total Buffalo | 1394.00 | 1189.73 | 726.31 | -38.95 |
| Yaks | | | | |
| Male | 0.00 | 0.00 | 0.00 | |
| Female | 0.00 | 0.00 | 0.00 | |
| Total Yaks | 0.00 | 0.00 | 0.00 | |
| Mithuns | | | | |
| Male | 0.00 | 0.00 | 0.00 | |
| Female | 0.00 | 0.00 | 0.00 | |
| Total Mithuns | 0.00 | 0.00 | 0.00 | |
| Bovine | | | | |
| Male | 7918.00 | 7058.01 | 6157.86 | -12.75 |
| Female | 7378.00 | 6441.69 | 6189.72 | -3.91 |
| Total Bovines | 15297.00 | 13499.70 | 12347.58 | -8.53 |
| Sheep | | | | |
| Exotic/Crossbred | | | | |
| Male | 5.00 | 86.00 | 4.94 | -94.25 |
| Female | 7.00 | 18.00 | 5.67 | -68.53 |
| Total Exotic/Crossbred | 12.00 | 104.00 | 10.61 | -89.80 |
| Indigenous | | | | |
| Male | 699.00 | 900.86 | 541.34 | -39.91 |
| Female | 909.00 | 917.35 | 1029.19 | 12.19 |
| Total Indigenous | 1608.00 | 1818.21 | 1570.52 | -13.62 |
| Total Sheep | 1620.00 | 1818.31 | 1581.13 | -13.04 |
| Goat | | | | |
| Male | 1937.00 | 3185.45 | 2301.95 | -27.74 |
| Female | 3866.00 | 3941.59 | 4211.13 | 6.84 |
| Total Goat | 5803.00 | 7127.04 | 6513.09 | -8.61 |
| Horses & Ponies | | | | |
| Male | 0.00 | 0.16 | 1.96 | 1092.68 |
| Female | 0.00 | 0.04 | 1.44 | 3692.11 |
| Total Horses & Ponies | 0.00 | 0.20 | 3.40 | 1581.68 |

(in thousands)

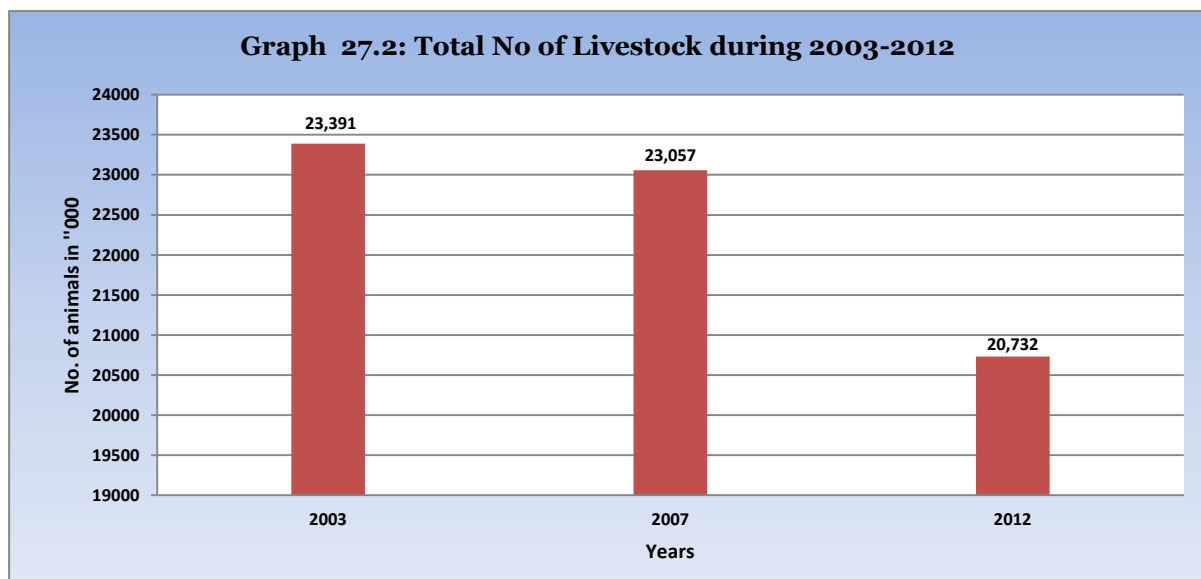
| CATEGORY | 2003 | 2007 | 2012 | % Change from 2007 to 2012 |
|-------------------------|-----------------|-----------------|-----------------|----------------------------|
| Mules | | | | |
| Total Mules | 0.00 | 0.14 | 5.63 | 3895.04 |
| Donkey | | | | |
| Male | 1.00 | 0.25 | 0.28 | 15.51 |
| Female | 8.00 | 0.17 | 0.24 | 45.45 |
| Total Donkeys | 9.00 | 0.41 | 0.52 | 27.56 |
| Camels | | | | |
| Male | 0.00 | 0.00 | 0.82 | |
| Female | 0.00 | 0.00 | 0.02 | |
| Total Camels | 0.00 | 0.00 | 0.84 | |
| Pigs | | | | |
| Exotic/Crossbred | | | | |
| Male | 35.00 | 0.00 | 2.27 | |
| Female | 61.00 | 0.00 | 1.99 | |
| Total Exotic/Crossbred | 96.00 | 0.00 | 4.26 | |
| Indigenous | | | | |
| Male | 250.00 | 293.82 | 119.21 | -59.43 |
| Female | 316.00 | 317.79 | 156.84 | -50.65 |
| Total Indigenous | 566.00 | 611.61 | 276.05 | -54.86 |
| Total Pigs | 662.00 | 611.61 | 280.32 | -54.17 |
| TOTAL LIVESTOCK | 23391.00 | 23057.41 | 20732.50 | -10.08 |
| Dogs | | | | |
| Male | 615.00 | 723.72 | 164.97 | -77.21 |
| Female | 470.00 | 420.61 | 55.44 | -86.82 |
| Total Dogs | 1086.00 | 1144.33 | 220.41 | -80.74 |
| Rabbit | | | | |
| Male | 2.00 | 2.73 | 1.28 | -53.04 |
| Female | 2.00 | 2.93 | 1.22 | -58.44 |
| Total Rabbits | 4.00 | 5.66 | 2.50 | -55.83 |
| Elephants | | | | |
| Male | | 0.01 | 0.11 | 850.00 |
| Female | | 0.02 | 0.10 | 573.33 |
| Total Elephants | | 0.03 | 0.22 | 696.30 |
| POULTRY | | | | |
| Fowls | 16886.00 | 19488.52 | 19423.05 | -0.34 |
| Ducks | 610.00 | 593.94 | 366.47 | -38.30 |
| Turkeys & Other Poultry | 114.00 | 517.88 | 101.02 | -80.49 |
| Total Poultry | 17611.00 | 20600.00 | 19890.54 | -3.44 |

#Excluding Stray Cattle and Stray Dogs

Note: Figure 'zero' means either 'nil' or negligible.

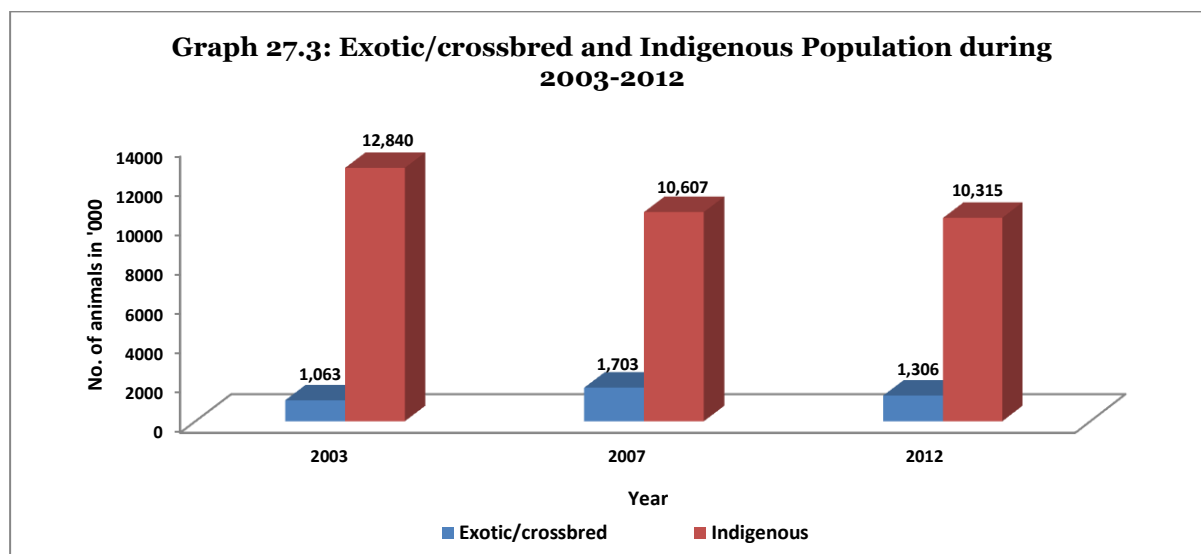
Trend of total livestock population 2003-2012

The change in the total livestock population over past 3 livestock censuses is depicted below:



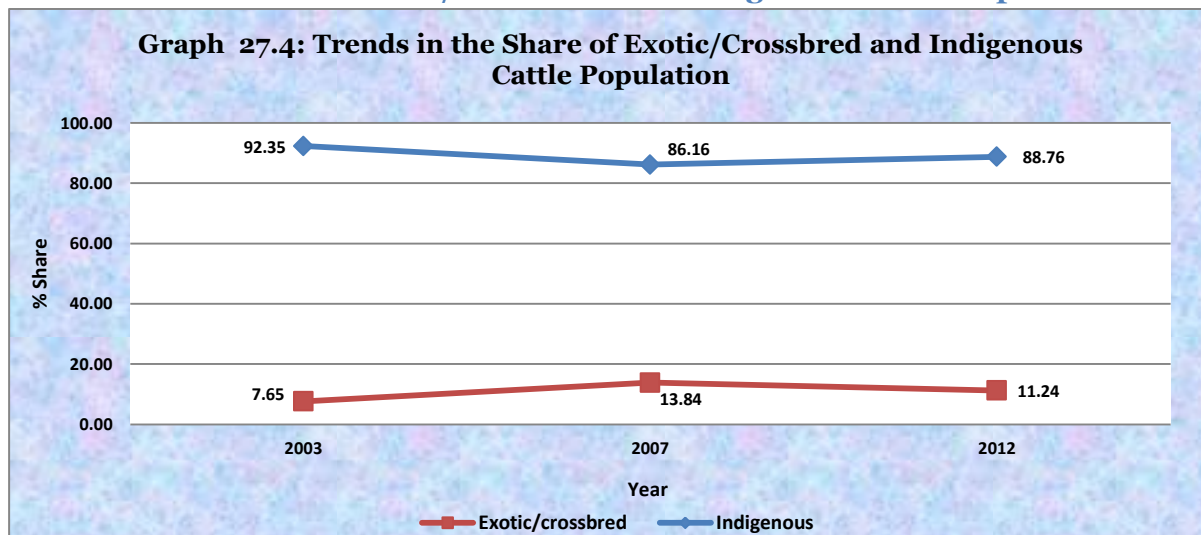
Cattle

The total number of cattle is 11.62 million numbers in the state. There is a decrease in number of cattle with 5.59% during the inter censuses period (2007-2012).



The above graph shows that the total exotic/crossbred cattle population has increased from 1.06 million in 2003 to 1.30 million in census 2012. The indigenous cattle population has decreased from 12.84 million in 2003 to 10.31 million in 2012. The percentage of change in number of exotic/crossbred and indigenous cattle population are -23.34% and -2.75% respectively during the inter censuses period (2007-2012).

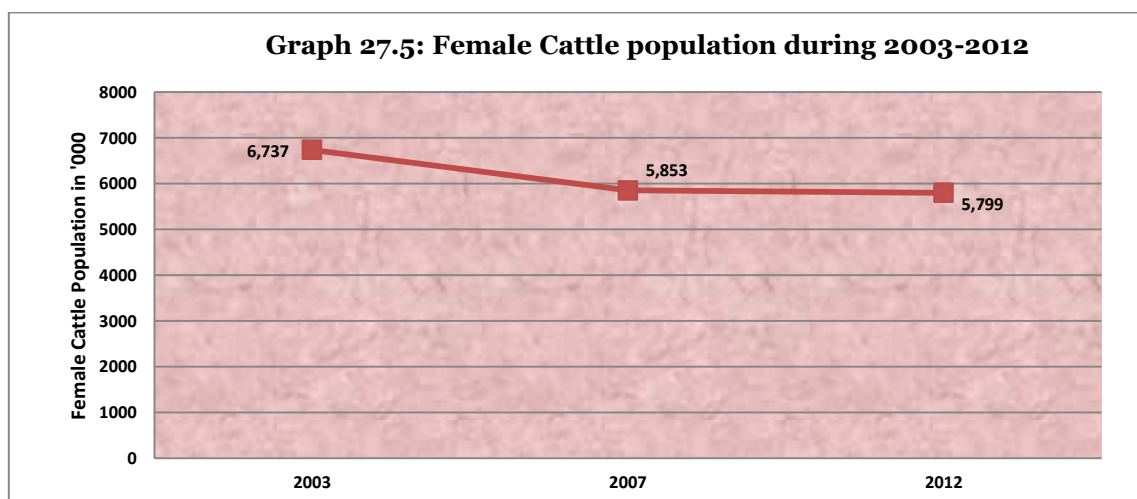
Trends in the Share of Exotic/Crossbred and Indigenous Cattle Population



The diagram above shows the trends in the share of indigenous and exotic/crossbred cattle population over the period 2003-2012. The percentage share of exotic/crossbred cattle is increasing and decreasing whereas for indigenous category it is decreasing and increasing during the previous census.

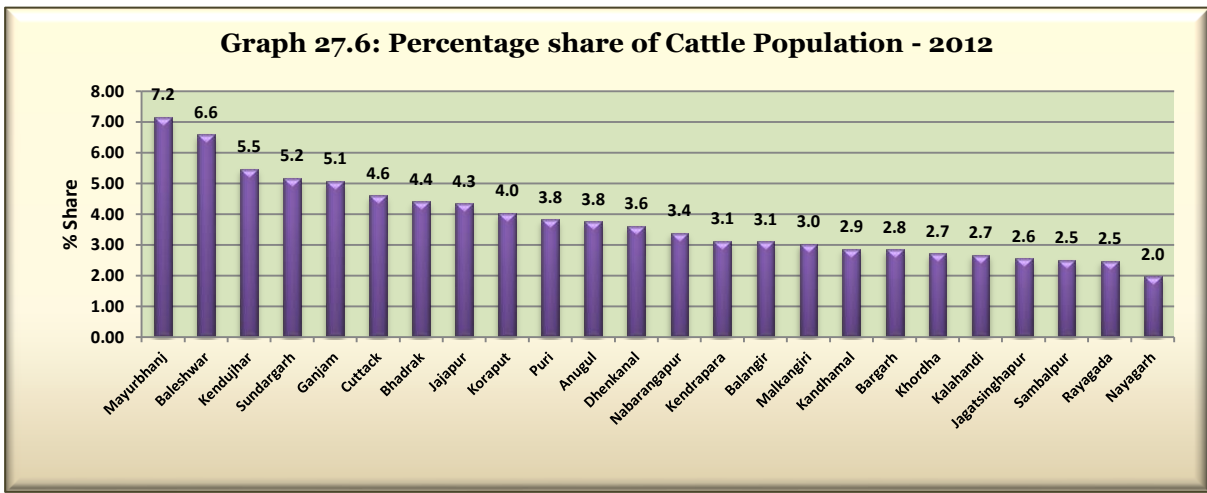
Cattle-Female

The total number of female cattle in the state is 5.79 million as per census 2012. The number of female cattle has decreased from 6.73 million in 2003 to 5.79 million in 2012 as depicted in the diagram below. Over the previous census the female cattle population has decreased by 0.93%.



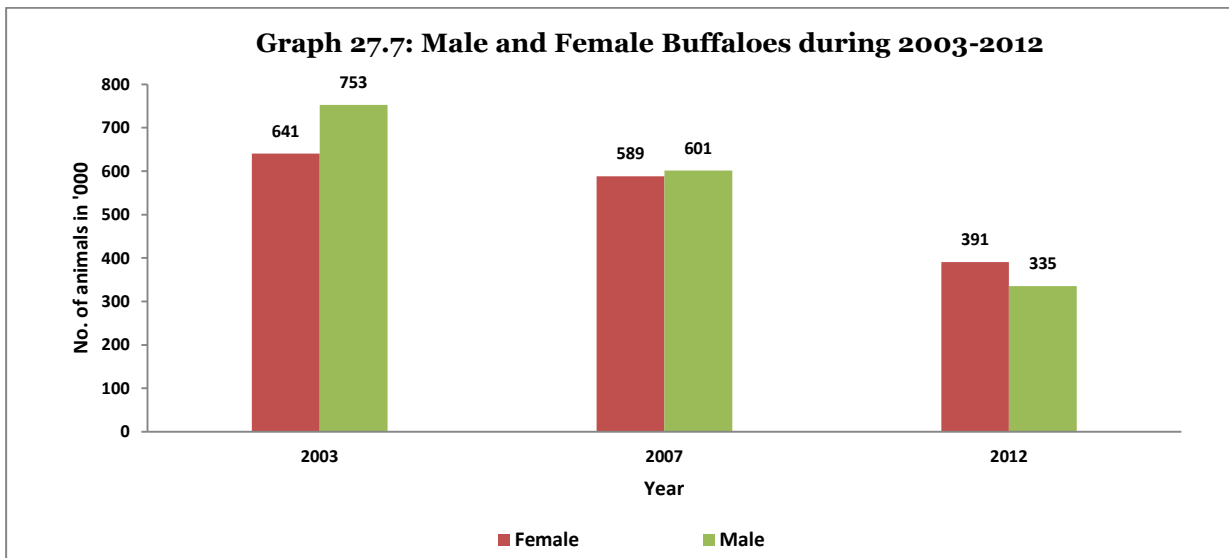
District-wise Cattle Population

The graph below shows that the District of Mayurbhanj has the highest contribution in cattle population with 7.15%. The second and third highest contributors are Baleshwar and Kendujhar with share of cattle population of 6.58% and 5.47% respectively.



Buffalo

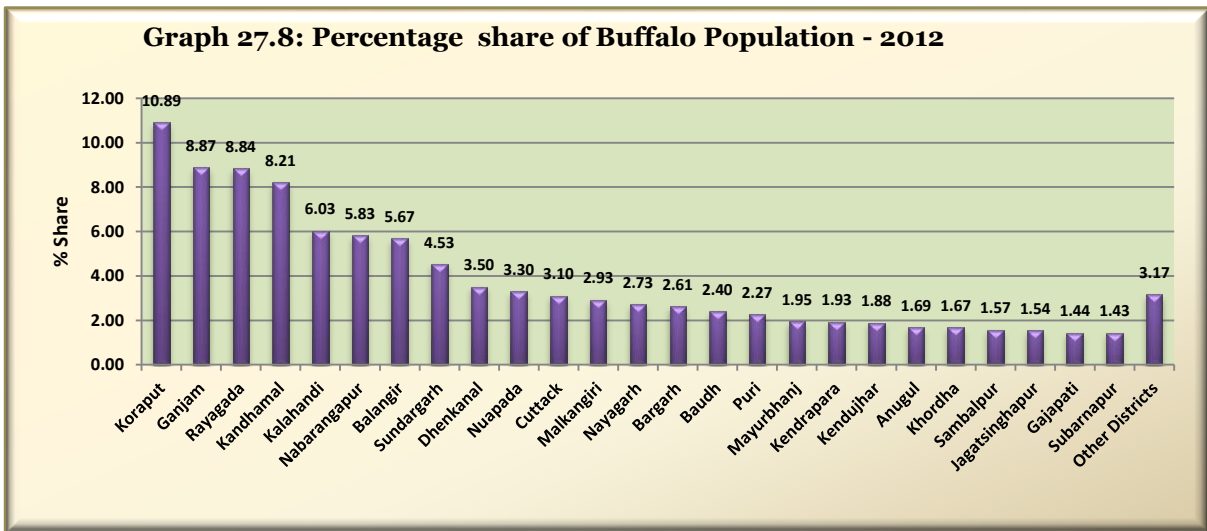
The total buffalo population in the state is 0.72 million numbers. There is a decrease in number of buffaloes with 38.95% during the inter censuses period (2007-2012).



As per the above diagram it is evident that the female buffalo population has decreased from 0.64 million in 2003 to 0.39 million in 2012. The female buffalo population has decreased by 38.95% during the inter censuses period (2007-2012).

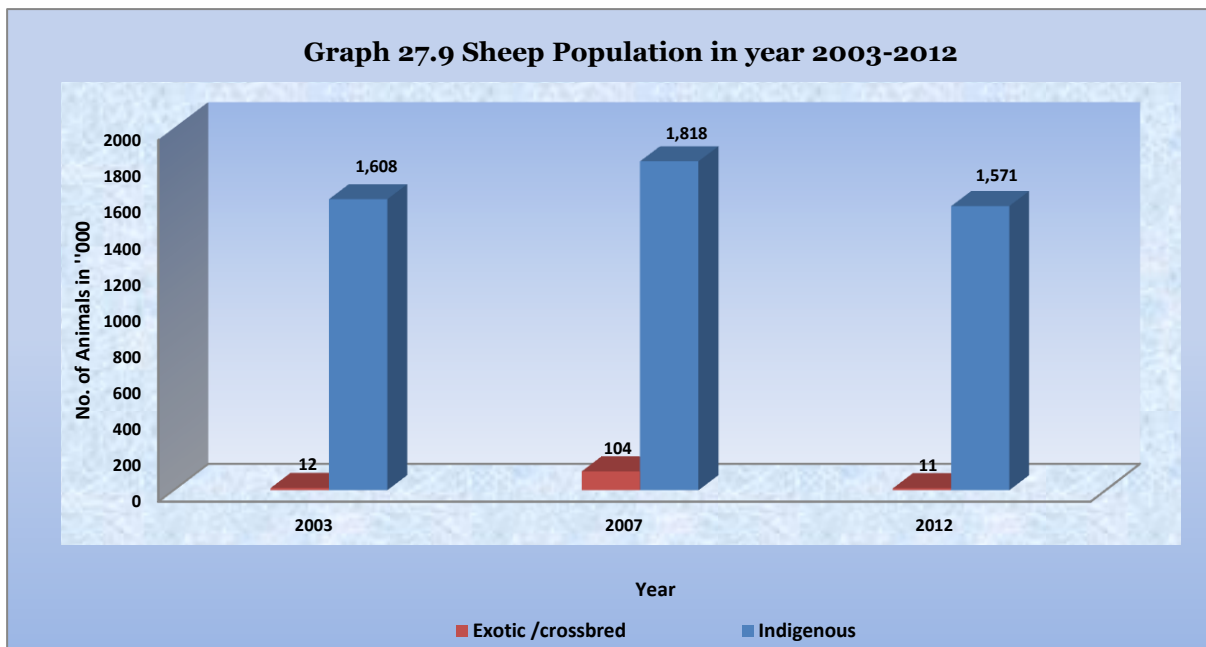
District-wise Buffalo Population

The graph below shows that the District of Koraput has the highest contribution in buffalo population of 10.89%. The second and third highest contributors are Ganjam and Rayagada with share of buffalo population of 8.87% and 8.84% respectively.



Sheep

The total sheep population in the state is 1.58 million numbers. There is a 13.04% decline in number of sheep during the inter censuses period (2007-2012).

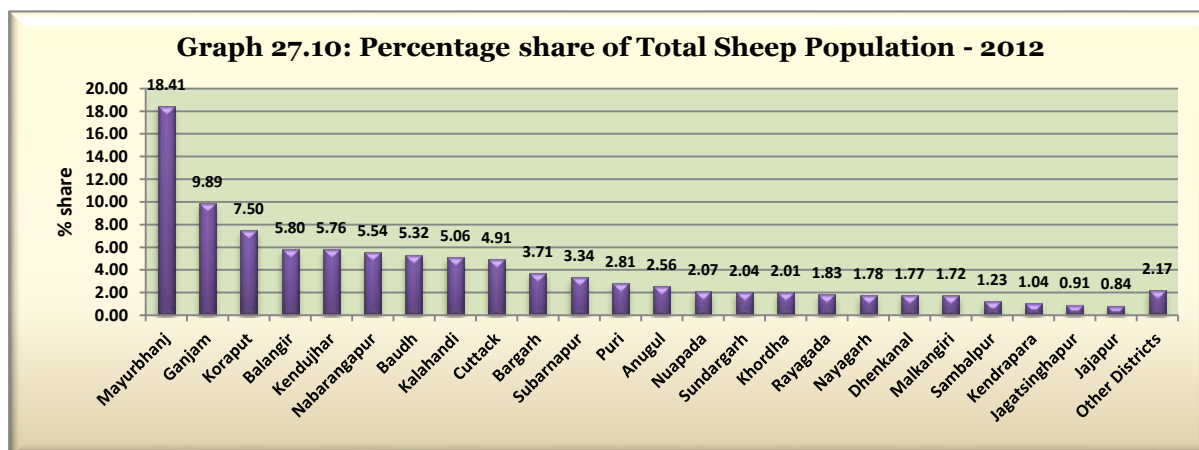


The number of exotic/crossbred sheep has decreased from 0.012 million in 2003 to 0.011 million in 2012. The number of indigenous sheep has decreased from 1.60 million in 2003 to 1.57 million in 2012. The percentage changes in number of exotic /crossbred and indigenous population are -89.8 and -13.62% respectively during the inter censuses period (2007-2012).

District-wise Sheep Population

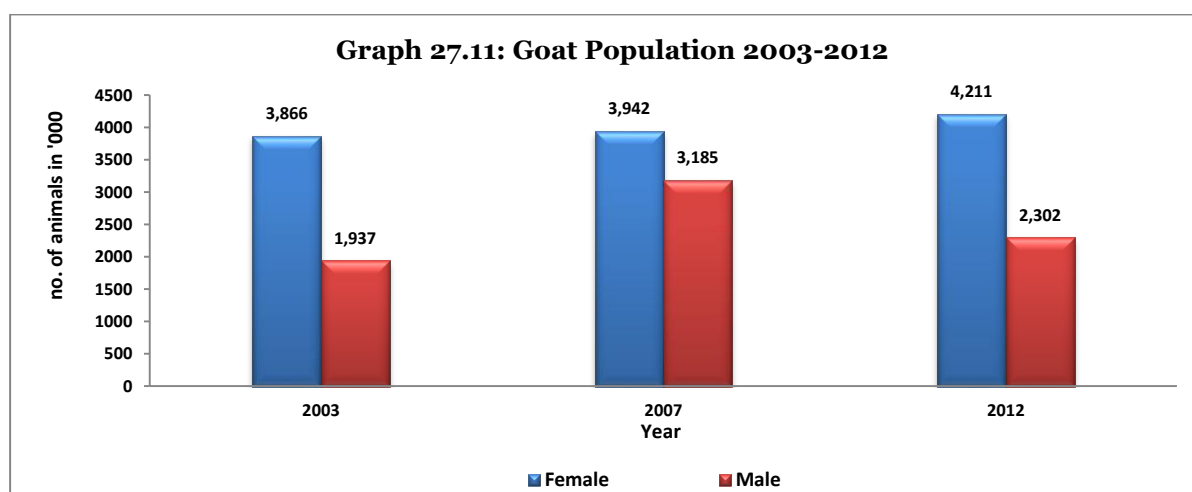
The graph below shows that the District of Mayurbhnaj has the highest contribution in sheep population of 18.41%. The second and third highest contributors are

Ganjam and Koraput with share of sheep population of 9.89% and 7.50% respectively.



Goat

The total number of goat in the state as per census 2012 is 6.51 million numbers. There is 8.61% decline in number of goat population during the inter censuses period (2007-2012).

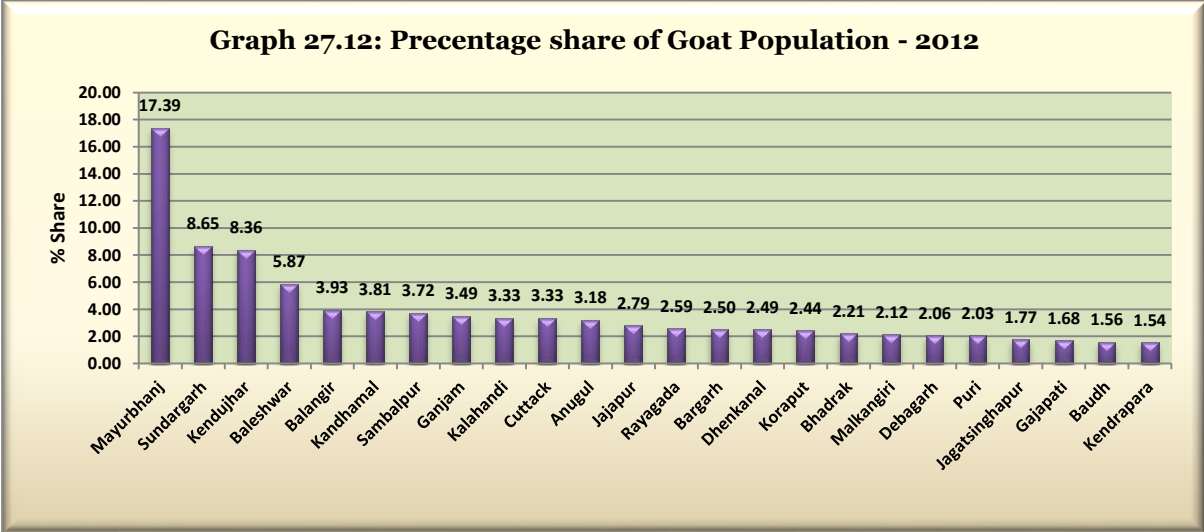


The diagram above shows that the total number of female goat population has increased from 3.86 million in 2003 to 4.21 million in 2012. The female goat population has increased by 6.84% over the previous census. The male goat population has increased from 1.93 million in 2003 to 2.30 million in 2012. The population of male goat has decreased by 27.74% during the inter census period (2007-2012).

District-wise Goat Population

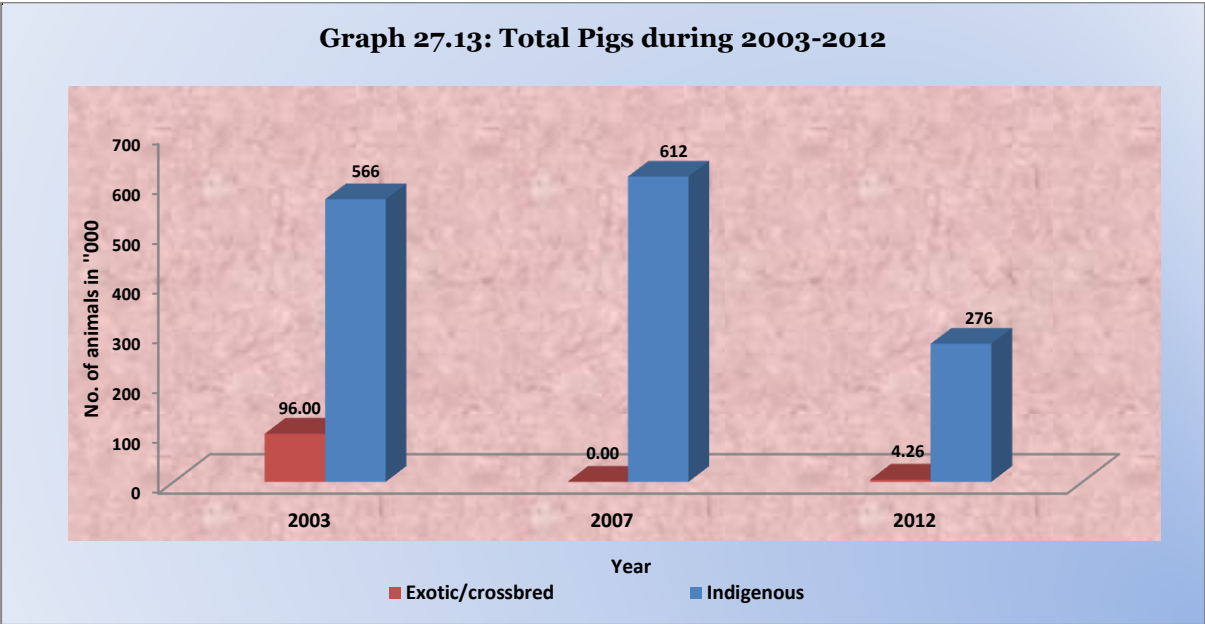
The graph below shows that the District of Mayurbhanj has the highest contribution in goat population of 17.39%. The second and third highest contributors are

Sundargarh and Kendujhar with share of goat population of 8.65% and 8.36% respectively.



Pigs

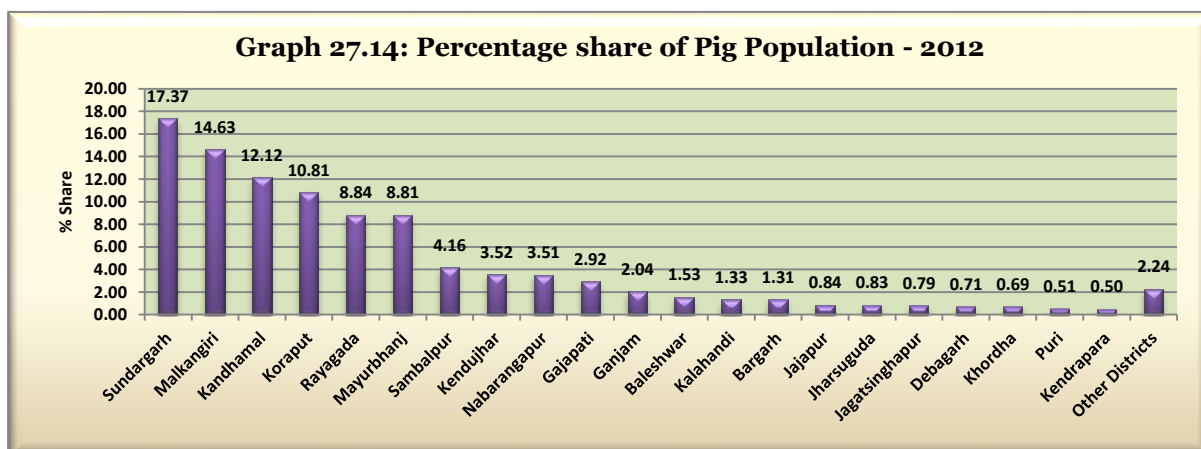
The total number of pigs in the state as per census 2012 is 0.28 million numbers. There is a 54.17% decrease in number of pigs during the inter censuses period (2007-2012).



The number of exotic/crossbred pig has decreased drastically from 0.09 million in 2003 to 0.004 million in 2012. The number of indigenous sheep has also decreased from 0.56 million in 2003 to 0.27 million in 2012. There is a decline in number of indigenous population with 54.86% during the inter censuses period (2007-2012).

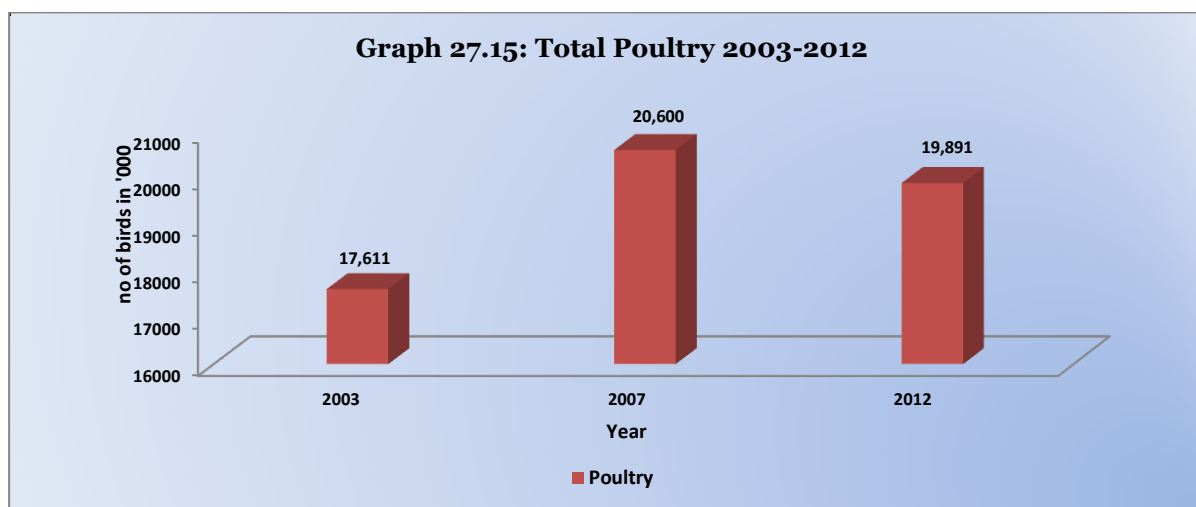
District-wise Pig Population

The graph below shows that the District of Sundargarh has the highest contribution in pig population of 17.37%. The second and third highest contributors are Malkangiri and Kandhamal with share of pig population of 14.63% and 12.12% respectively.



Poultry

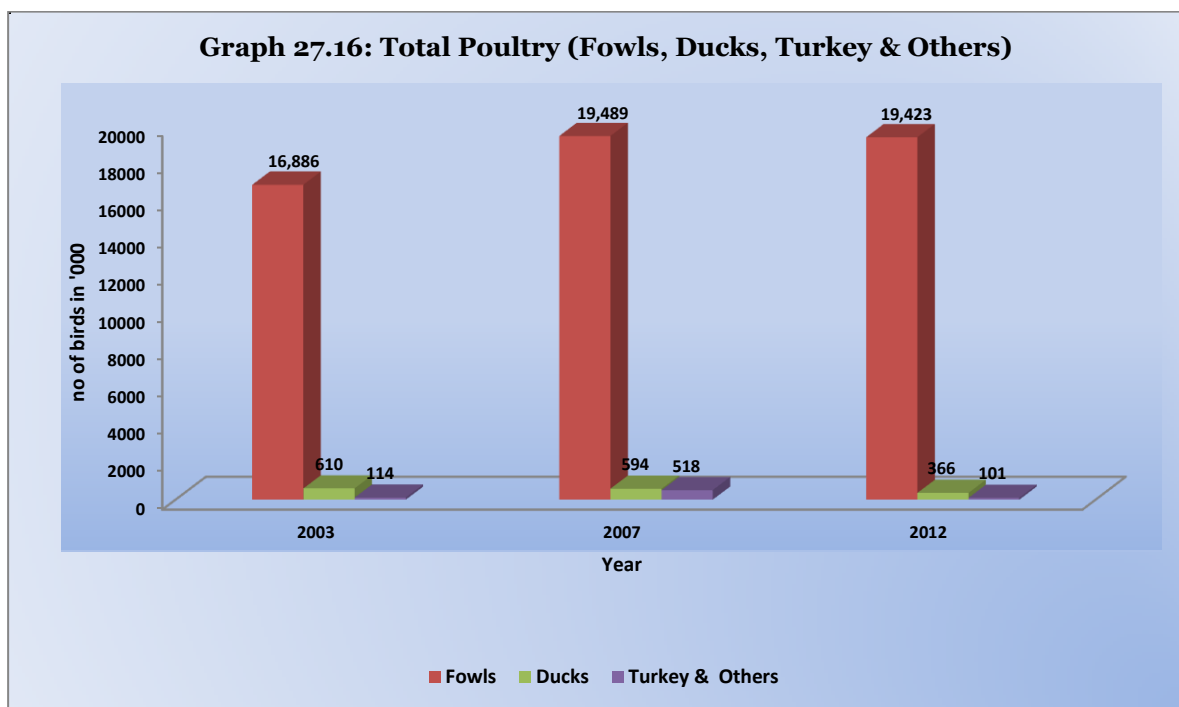
The poultry population is mainly contributed by fowls in the Odisha with the total poultry population is 19.89 million numbers in 2012. The changes in the poultry population over previous 3 censuses are depicted in the graph below:



The birds have increased from 17.61 million numbers in 2003 to 19.89 million numbers in 2012. There is a decrease of 3.44% in the poultry population during the inter census period (2007-2012).

Fowl, Duck and Turkey & others

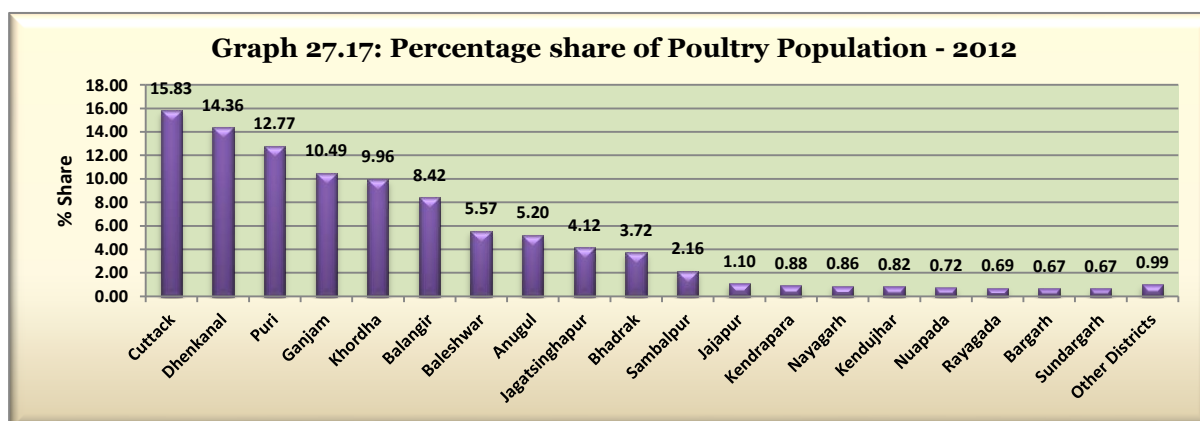
The diagram below shows the number of poultry birds i.e. fowl, duck and turkey & others over the period 2003-2012.



The fowls have increased from 16.88 million numbers in 2003 to 19.42 million numbers in 2012. The fowl population has decreased by 0.34% over the previous censuses periods. The ducks population has decreased from 0.61 million numbers in 2003 to 0.36 million number in 2012. The ducks population has decreased by 38.3% over the previous census. The turkey & other birds have decreased from 0.11 million in 2003 to 0.10 million in 2012. The turkey & other population has decreased by 80.49% during inter censuses period (2007-2012).

District-wise poultry Population

The graph below shows that the District-wise percentage of poultry population.

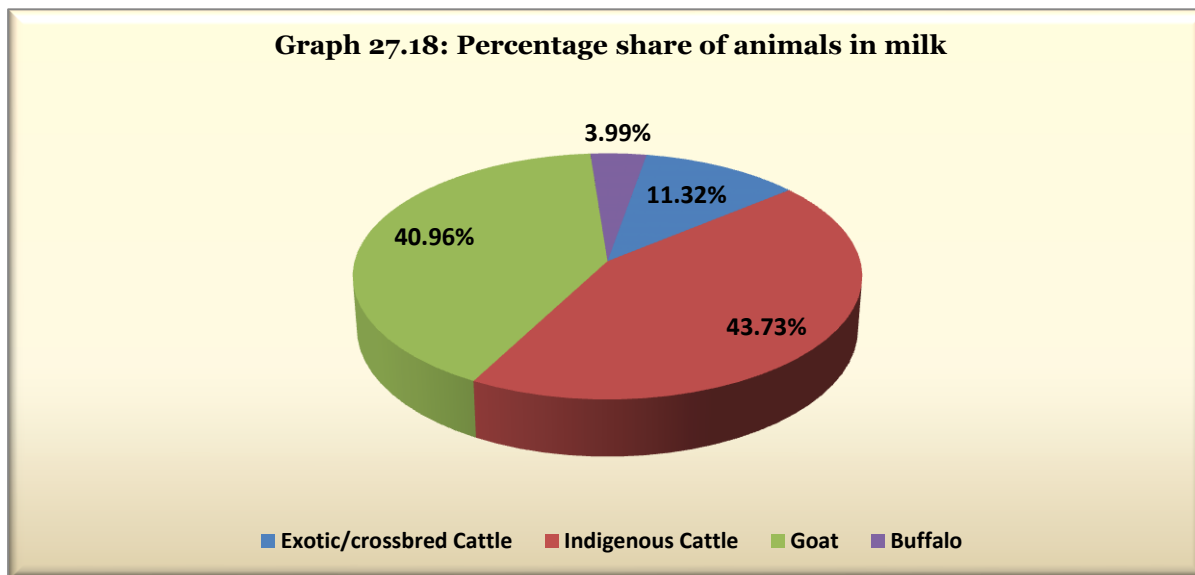


The analysis shows that the District Cuttack having the highest contribution of poultry population of 15.83%. The second and third largest contributors are Dhenkanal and Puri with 14.36% and 12.77% respectively.

Uses- Cattle, Buffalo and Goat

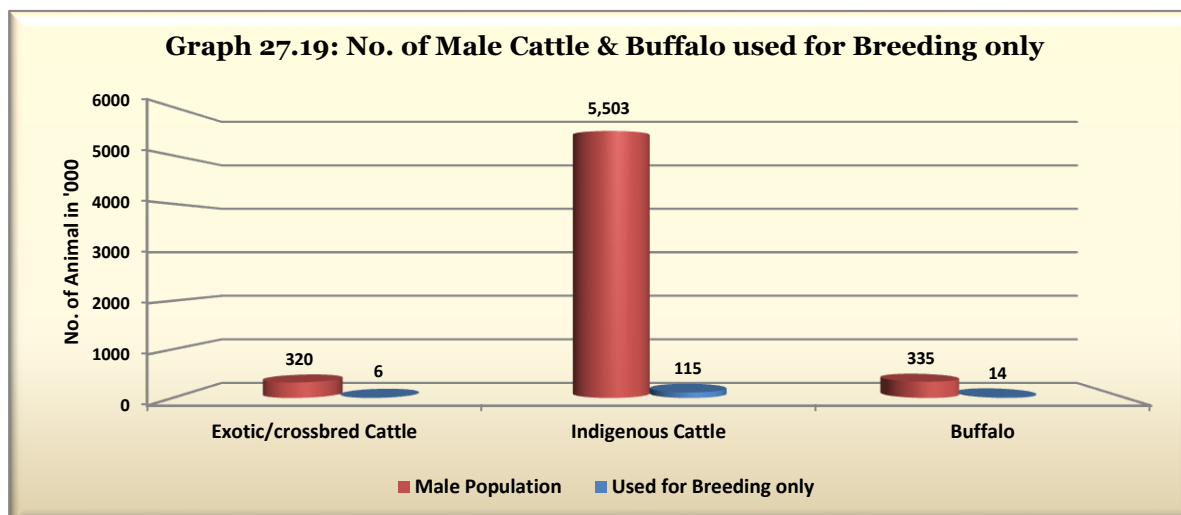
Animals in milk

The total number of animals in milk in the State is 3.18 million numbers. The diagram below shows the percentage share of number of animals in milk for three major species such as cattle, buffalo and goat.



Animals used for Breeding

The total number of animals used for breeding in the state is 0.13 million number as per livestock census 2012. The diagram below shows the distribution of male Cattle and Buffalo used for Breeding.



The detailed statistical tables, species and district wise, with rural and urban combinations are presented in the Annexure XXVII for reference.

Annexure-XXVII

Detailed Statistical Tables Species and District-wise

Table 1: Total Number of Livestock and Poultry***State: ODISHA**

| SNo. | District | Livestock | Poultry |
|--------------|-----------------|------------------|-----------------|
| 1 | Anugul | 697208 | 556151 |
| 2 | Balangir | 751087 | 1296488 |
| 3 | Baleshwar | 1158121 | 1099995 |
| 4 | Bargarh | 574588 | 441685 |
| 5 | Baudh | 380680 | 107953 |
| 6 | Bhadrak | 664438 | 483522 |
| 7 | Cuttack | 852665 | 1324674 |
| 8 | Debagarh | 311054 | 141995 |
| 9 | Dhenkanal | 635742 | 1226991 |
| 10 | Gajapati | 324210 | 214822 |
| 11 | Ganjam | 1043218 | 1075489 |
| 12 | Jagatsinghapur | 439960 | 387251 |
| 13 | Jajapur | 705956 | 266008 |
| 14 | Jharsuguda | 198950 | 163039 |
| 15 | Kalahandi | 655235 | 584055 |
| 16 | Kandhamal | 682614 | 385997 |
| 17 | Kendrapara | 495629 | 194546 |
| 18 | Kendujhar | 1296611 | 1241984 |
| 19 | Khordha | 436094 | 825238 |
| 20 | Koraput | 856216 | 637299 |
| 21 | Malkangiri | 581102 | 421293 |
| 22 | Mayurbhanj | 2296941 | 2654496 |
| 23 | Nabarangapur | 595073 | 478800 |
| 24 | Nayagarh | 369253 | 129640 |
| 25 | Nuapada | 333127 | 278447 |
| 26 | Puri | 638662 | 1067419 |
| 27 | Rayagada | 574638 | 453440 |
| 28 | Sambalpur | 579176 | 495318 |
| 29 | Subarnapur | 324940 | 150066 |
| 30 | Sundargarh | 1279310 | 1106437 |
| Total | | 20732498 | 19890538 |

**Total Livestock covers Cattle, Buffalo, Sheep, Goat, pig, Horses& Ponies, Mules, Donkeys, Camels, Mithun and Yak and total poultry include total birds in the poultry farms and hatcheries.*

State: ODISHA

| SNo. | District | Exotic / Crossbred Cattle | | | | | |
|--------------|----------------|---------------------------|------------------------|-----------------------|------------------------------------|-------------|---------------|
| | | Male | | | | | |
| | | Upto 1.5 Years | Over 1.5 Years | | | | Total Male |
| | | | Used for Breeding Only | Used for Draught Only | Used for both Draught and Breeding | Others | |
| (1) | (2) | (3) | (4) | (5) | (6) | (7) | |
| 1 | Anugul | 4137 | 111 | 2191 | 36 | 18 | 6493 |
| 2 | Balangir | 8142 | 352 | 19026 | 278 | 188 | 27986 |
| 3 | Baleshwar | 6154 | 108 | 731 | 4 | 18 | 7015 |
| 4 | Bargarh | 17281 | 1307 | 36762 | 350 | 175 | 55875 |
| 5 | Baudh | 1707 | 149 | 4212 | 40 | 69 | 6177 |
| 6 | Bhadrak | 4086 | 74 | 889 | 8 | 7 | 5064 |
| 7 | Cuttack | 22686 | 335 | 4011 | 55 | 210 | 27297 |
| 8 | Debagarh | 605 | 11 | 334 | 0 | 0 | 950 |
| 9 | Dhenkanal | 2662 | 39 | 864 | 4 | 1 | 3570 |
| 10 | Gajapati | 1529 | 256 | 6328 | 396 | 65 | 8574 |
| 11 | Ganjam | 2870 | 58 | 689 | 28 | 15 | 3660 |
| 12 | Jagatsinghapur | 22406 | 139 | 5671 | 29 | 21 | 28266 |
| 13 | Jajapur | 2528 | 18 | 151 | 3 | 10 | 2710 |
| 14 | Jharsuguda | 1948 | 146 | 1437 | 15 | 17 | 3563 |
| 15 | Kalahandi | 4343 | 281 | 10226 | 186 | 98 | 15134 |
| 16 | Kandhamal | 375 | 45 | 211 | 16 | 17 | 664 |
| 17 | Kendrapara | 9686 | 81 | 575 | 6 | 49 | 10397 |
| 18 | Kendujhar | 6107 | 135 | 3062 | 73 | 33 | 9410 |
| 19 | Khordha | 7880 | 127 | 1241 | 112 | 90 | 9450 |
| 20 | Koraput | 2249 | 169 | 633 | 171 | 39 | 3261 |
| 21 | Malkangiri | 634 | 21 | 159 | 33 | 16 | 863 |
| 22 | Mayurbhanj | 7085 | 257 | 4521 | 303 | 59 | 12225 |
| 23 | Nabarangapur | 1930 | 162 | 884 | 56 | 37 | 3069 |
| 24 | Nayagarh | 1064 | 11 | 223 | 5 | 8 | 1311 |
| 25 | Nuapada | 983 | 19 | 693 | 10 | 3 | 1708 |
| 26 | Puri | 21352 | 256 | 3757 | 82 | 20 | 25467 |
| 27 | Rayagada | 837 | 125 | 1321 | 177 | 18 | 2478 |
| 28 | Sambalpur | 5938 | 234 | 5494 | 72 | 31 | 11769 |
| 29 | Subarnapur | 5402 | 466 | 14095 | 79 | 145 | 20187 |
| 30 | Sundargarh | 3051 | 156 | 1845 | 25 | 49 | 5126 |
| Total | | 177657 | 5648 | 132236 | 2652 | 1526 | 319719 |

Table 4 : Details of Cattle by Age, Sex and Use in Rural and Urban Combined

State: ODISHA

| SNo. | District | Exotic / Crossbred Cattle | | | | | | | Total Exotic / Crossbred |
|--------------|----------------|---------------------------|----------------|----------------|---------------|-----------------|-------------|---------------|--------------------------|
| | | Female | | | | | | Total Female | |
| | | Under 1 Year | 1 to 2.5 Years | Over 2.5 Years | | | | | |
| | | | | In Milk | Dry | Not Calved Once | Others | | |
| (1) | (8) | (9) | (10) | (11) | (12) | (13) | (14) | (15) | |
| 1 | Anugul | 4504 | 3277 | 6965 | 2857 | 694 | 18 | 18315 | 24808 |
| 2 | Balangir | 7933 | 4978 | 17288 | 7284 | 1876 | 76 | 39435 | 67421 |
| 3 | Baleshwar | 7109 | 7501 | 9576 | 3903 | 1412 | 64 | 29565 | 36580 |
| 4 | Bargarh | 15553 | 16672 | 25971 | 16140 | 5153 | 556 | 80045 | 135920 |
| 5 | Baudh | 2014 | 1089 | 2915 | 916 | 424 | 31 | 7389 | 13566 |
| 6 | Bhadrak | 5032 | 5316 | 7406 | 4117 | 903 | 41 | 22815 | 27879 |
| 7 | Cuttack | 34883 | 31701 | 55846 | 24227 | 5537 | 1067 | 153261 | 180558 |
| 8 | Debagarh | 661 | 388 | 920 | 505 | 236 | 8 | 2718 | 3668 |
| 9 | Dhenkanal | 2662 | 2195 | 3890 | 1780 | 458 | 6 | 10991 | 14561 |
| 10 | Gajapati | 2030 | 1564 | 2968 | 1338 | 379 | 161 | 8440 | 17014 |
| 11 | Ganjam | 3579 | 2380 | 7010 | 2942 | 475 | 62 | 16448 | 20108 |
| 12 | Jagatsinghapur | 41145 | 27664 | 55077 | 21437 | 4016 | 72 | 149411 | 177677 |
| 13 | Jajapur | 3192 | 2609 | 5063 | 2561 | 456 | 46 | 13927 | 16637 |
| 14 | Jharsuguda | 2192 | 1252 | 3607 | 1432 | 512 | 38 | 9033 | 12596 |
| 15 | Kalahandi | 4833 | 3076 | 6802 | 2909 | 736 | 145 | 18501 | 33635 |
| 16 | Kandhamal | 401 | 380 | 565 | 209 | 67 | 21 | 1643 | 2307 |
| 17 | Kendrapara | 12065 | 10302 | 19631 | 10187 | 2996 | 569 | 55750 | 66147 |
| 18 | Kendujhar | 5912 | 4571 | 8749 | 4340 | 1326 | 78 | 24976 | 34386 |
| 19 | Khordha | 10538 | 8531 | 19274 | 8513 | 2311 | 335 | 49502 | 58952 |
| 20 | Koraput | 2576 | 1858 | 4478 | 2782 | 536 | 33 | 12263 | 15524 |
| 21 | Malkangiri | 925 | 548 | 1293 | 669 | 243 | 14 | 3692 | 4555 |
| 22 | Mayurbhanj | 6349 | 4955 | 9876 | 4597 | 1503 | 125 | 27405 | 39630 |
| 23 | Nabarangapur | 2354 | 1830 | 4104 | 1867 | 570 | 101 | 10826 | 13895 |
| 24 | Nayagarh | 1129 | 900 | 1970 | 733 | 108 | 33 | 4873 | 6184 |
| 25 | Nuapada | 949 | 650 | 1341 | 739 | 52 | 6 | 3737 | 5445 |
| 26 | Puri | 32626 | 25588 | 53622 | 26161 | 6257 | 89 | 144343 | 169810 |
| 27 | Rayagada | 1055 | 749 | 1693 | 632 | 150 | 21 | 4300 | 6778 |
| 28 | Sambalpur | 5568 | 4174 | 8653 | 4834 | 878 | 72 | 24179 | 35948 |
| 29 | Subarnapur | 5067 | 3493 | 8212 | 4200 | 1512 | 74 | 22558 | 42745 |
| 30 | Sundargarh | 3300 | 2574 | 6211 | 2837 | 549 | 242 | 15713 | 20839 |
| Total | | 228136 | 182765 | 360976 | 167648 | 42325 | 4204 | 986054 | 1305773 |

Table 5 : Details of Cattle by Age and Sex and Use in Rural and Urban Combined
State: ODISHA

| SNo. | District | Indigenous Cattle | | | | | |
|------------------------------|-----------------------------|-------------------|--|----------------|---------------|--------------|----------------|
| | | Male | | | | | Total Male |
| | | Upto 2 Years | Over 2 Years | | | Others | |
| Used for Breeding Only | Used for Draught Only | | Used for both Draught and Breeding | | | | |
| | (1) | (16) | (17) | (18) | (19) | (20) | (21) |
| 1 | Anugul | 37415 | 45230 | 164648 | 2000 | 1991 | 251284 |
| 2 | Balangir | 22463 | 2203 | 180181 | 2835 | 818 | 208500 |
| 3 | Baleshwar | 114425 | 3633 | 163937 | 2567 | 1858 | 286420 |
| 4 | Bargarh | 13807 | 1687 | 129560 | 578 | 135 | 145767 |
| 5 | Baudh | 13297 | 2513 | 82191 | 1261 | 615 | 99877 |
| 6 | Bhadrak | 83468 | 1518 | 81025 | 875 | 1224 | 168110 |
| 7 | Cuttack | 49850 | 1589 | 76205 | 1767 | 997 | 130408 |
| 8 | Debagarh | 16527 | 20 | 86707 | 208 | 254 | 103716 |
| 9 | Dhenkanal | 63936 | 1388 | 113433 | 512 | 371 | 179640 |
| 10 | Gajapati | 14233 | 2871 | 75978 | 9139 | 1389 | 103610 |
| 11 | Ganjam | 64508 | 3696 | 191078 | 3411 | 817 | 263510 |
| 12 | Jagatsinghapur | 17691 | 409 | 29184 | 664 | 268 | 48216 |
| 13 | Jajapur | 77422 | 539 | 90535 | 1430 | 933 | 170859 |
| 14 | Jharsuguda | 10481 | 683 | 59246 | 428 | 1007 | 71845 |
| 15 | Kalahandi | 23520 | 2478 | 145862 | 3849 | 1021 | 176730 |
| 16 | Kandhamal | 24132 | 8213 | 170718 | 8902 | 2145 | 214110 |
| 17 | Kendrapara | 44095 | 769 | 39249 | 661 | 952 | 85726 |
| 18 | Kendujhar | 52920 | 2264 | 310906 | 2368 | 814 | 369272 |
| 19 | Khordha | 41474 | 1642 | 54435 | 651 | 453 | 98655 |
| 20 | Koraput | 35217 | 3942 | 162546 | 35461 | 27527 | 264693 |
| 21 | Malkangiri | 31229 | 4469 | 128850 | 14698 | 3004 | 182250 |
| 22 | Mayurbhanj | 81831 | 4741 | 406975 | 8178 | 2002 | 503727 |
| 23 | Nabarangapur | 26980 | 3280 | 203993 | 18348 | 1165 | 253766 |
| 24 | Nayagarh | 29181 | 558 | 84498 | 361 | 461 | 115059 |
| 25 | Nuapada | 14021 | 894 | 112289 | 1875 | 114 | 129193 |
| 26 | Puri | 38920 | 1118 | 64143 | 1118 | 243 | 105542 |
| 27 | Rayagada | 21726 | 3562 | 111781 | 13621 | 2193 | 152883 |
| 28 | Sambalpur | 26888 | 1941 | 142387 | 448 | 729 | 172393 |
| 29 | Subarnapur | 13811 | 2114 | 58266 | 823 | 435 | 75449 |
| 30 | Sundargarh | 55317 | 4878 | 305404 | 1671 | 4405 | 371675 |
| Total | | 1160785 | 114842 | 4026210 | 140708 | 60340 | 5502885 |

Table 6 : Details of Cattle by Age and Sex and Use in Rural and Urban Combined

State: ODISHA

| SNo | District | Indigenous Cattle | | | | | | | | |
|--------------|----------------|-------------------|---------------|----------------|----------------|-----------------|--------------|----------------|--------------------------|-----------------|
| | | Female | | | | | | | Total Indigeno us Cattle | Total Cattle |
| | | Under 1 Year | 1 to 3 Years | Over 3 Years | | | | Total Female | | |
| | | | | In Milk | Dry | Not Calved Once | Others | | | |
| (1) | (22) | (23) | (24) | (25) | (26) | (27) | (28) | (29) | (30) | |
| 1 | Anugul | 34930 | 28346 | 50481 | 35556 | 9286 | 1960 | 160559 | 411843 | 436651 |
| 2 | Balangir | 21611 | 12714 | 30468 | 16365 | 3619 | 365 | 85142 | 293642 | 361063 |
| 3 | Baleshwar | 86000 | 102741 | 125959 | 95130 | 25320 | 6770 | 441920 | 728340 | 764920 |
| 4 | Bargarh | 9319 | 8984 | 15531 | 11759 | 3045 | 328 | 48966 | 194733 | 330653 |
| 5 | Baudh | 15106 | 10423 | 20877 | 12132 | 4595 | 576 | 63709 | 163586 | 177152 |
| 6 | Bhadrak | 59366 | 77834 | 77973 | 86145 | 13429 | 2281 | 317028 | 485138 | 513017 |
| 7 | Cuttack | 48975 | 45820 | 66903 | 50600 | 8928 | 2409 | 223635 | 354043 | 534601 |
| 8 | Debagarh | 10318 | 10318 | 15898 | 16671 | 5639 | 955 | 59799 | 163515 | 167183 |
| 9 | Dhenkanal | 48100 | 46084 | 74264 | 48062 | 7348 | 1173 | 225031 | 404671 | 419232 |
| 10 | Gajapati | 11784 | 9765 | 21523 | 12302 | 6189 | 1034 | 62597 | 166207 | 183221 |
| 11 | Ganjam | 64782 | 58579 | 100104 | 64827 | 14156 | 3504 | 305952 | 569462 | 589570 |
| 12 | Jagatsinghapur | 14978 | 15834 | 21557 | 16202 | 2250 | 162 | 70983 | 119199 | 296876 |
| 13 | Jajapur | 61798 | 72617 | 90193 | 77182 | 11867 | 2417 | 316074 | 486933 | 503570 |
| 14 | Jharsuguda | 7806 | 5409 | 11733 | 7520 | 2246 | 494 | 35208 | 107053 | 119649 |
| 15 | Kalahandi | 23744 | 16188 | 33490 | 21644 | 4646 | 798 | 100510 | 277240 | 310875 |
| 16 | Kandhamal | 22972 | 19608 | 33038 | 29153 | 9698 | 1980 | 116449 | 330559 | 332866 |
| 17 | Kendrapara | 39978 | 42793 | 58077 | 51431 | 15664 | 3300 | 211243 | 296969 | 363116 |
| 18 | Kendujhar | 50051 | 41377 | 68812 | 55266 | 14712 | 1368 | 231586 | 600858 | 635244 |
| 19 | Khordha | 34586 | 33057 | 49506 | 34202 | 6704 | 634 | 158689 | 257344 | 316296 |
| 20 | Koraput | 32613 | 32480 | 46437 | 60925 | 12504 | 3899 | 188858 | 453551 | 469075 |
| 21 | Malkangiri | 26286 | 33379 | 33586 | 54069 | 16306 | 2899 | 166525 | 348775 | 353330 |
| 22 | Mayurbhanj | 60755 | 55742 | 80636 | 69101 | 18951 | 2725 | 287910 | 791637 | 831267 |
| 23 | Nabarangapur | 22983 | 22858 | 34065 | 36479 | 8737 | 1363 | 126485 | 380251 | 394146 |
| 24 | Nayagarh | 24615 | 21236 | 35269 | 22931 | 3709 | 521 | 108281 | 223340 | 229524 |
| 25 | Nuapada | 14101 | 12599 | 19731 | 15991 | 590 | 532 | 63544 | 192737 | 198182 |
| 26 | Puri | 32048 | 33892 | 52325 | 37904 | 11207 | 1127 | 168503 | 274045 | 443855 |
| 27 | Rayagada | 29754 | 20367 | 34867 | 31264 | 9168 | 2951 | 128371 | 281254 | 288032 |
| 28 | Sambalpur | 15625 | 14266 | 23654 | 24261 | 4503 | 1864 | 84173 | 256566 | 292514 |
| 29 | Subarnapur | 9475 | 8048 | 14361 | 11635 | 2972 | 376 | 46867 | 122316 | 165061 |
| 30 | Sundargarh | 38440 | 42373 | 52901 | 53791 | 14774 | 5738 | 208017 | 579692 | 600531 |
| Total | | 972899 | 955731 | 1394219 | 1160500 | 272762 | 56503 | 4812614 | 10315499 | 11621272 |

Table 7 : Details of Buffaloes by Age,Sex and Use in Rural and Urban Combined For Male

State: ODISHA

| SNo. | District | Male | | | | | Total Male |
|--------------|----------------|-----------------|------------------------------|-----------------------------|--|-------------|---------------|
| | | Upto 2 Years | Over 2 Years | | | Others | |
| | | | Used for Breeding Only | Used for Draught Only | Used for both Draught and Breeding | | |
| (1) | (2) | (3) | (4) | (5) | (6) | (7) | |
| 1 | Anugul | 1071 | 207 | 5019 | 146 | 33 | 6476 |
| 2 | Balangir | 3709 | 477 | 14882 | 791 | 82 | 19941 |
| 3 | Baleshwar | 277 | 82 | 1008 | 89 | 44 | 1500 |
| 4 | Bargarh | 1330 | 1332 | 5496 | 180 | 125 | 8463 |
| 5 | Baudh | 1172 | 427 | 7145 | 172 | 157 | 9073 |
| 6 | Bhadrak | 757 | 68 | 161 | 10 | 24 | 1020 |
| 7 | Cuttack | 2253 | 430 | 4460 | 127 | 112 | 7382 |
| 8 | Debagarh | 338 | 41 | 2006 | 23 | 3 | 2411 |
| 9 | Dhenkanal | 3230 | 306 | 5573 | 396 | 48 | 9553 |
| 10 | Gajapati | 949 | 182 | 2818 | 355 | 118 | 4422 |
| 11 | Ganjam | 6527 | 639 | 13381 | 478 | 58 | 21083 |
| 12 | Jagatsinghapur | 910 | 183 | 28 | 7 | 0 | 1128 |
| 13 | Jajapur | 796 | 124 | 495 | 18 | 1 | 1434 |
| 14 | Jharsuguda | 398 | 140 | 1354 | 28 | 14 | 1934 |
| 15 | Kalahandi | 3636 | 652 | 16388 | 818 | 261 | 21755 |
| 16 | Kandhamal | 4880 | 1863 | 21020 | 1903 | 252 | 29918 |
| 17 | Kendrapara | 1387 | 223 | 198 | 97 | 79 | 1984 |
| 18 | Kendujhar | 1318 | 149 | 4590 | 126 | 5 | 6188 |
| 19 | Khordha | 1220 | 317 | 3035 | 105 | 39 | 4716 |
| 20 | Koraput | 6291 | 1424 | 32715 | 4592 | 316 | 45338 |
| 21 | Malkangiri | 1811 | 449 | 7562 | 1108 | 195 | 11125 |
| 22 | Mayurbhanj | 1555 | 203 | 4616 | 428 | 26 | 6828 |
| 23 | Nabarangapur | 2731 | 1743 | 18026 | 1401 | 109 | 24010 |
| 24 | Nayagarh | 1185 | 138 | 12188 | 82 | 68 | 13661 |
| 25 | Nuapada | 1897 | 208 | 9833 | 336 | 9 | 12283 |
| 26 | Puri | 1932 | 377 | 937 | 110 | 63 | 3419 |
| 27 | Rayagada | 4497 | 1195 | 19244 | 2868 | 436 | 28240 |
| 28 | Sambalpur | 1013 | 227 | 5142 | 141 | 55 | 6578 |
| 29 | Subarnapur | 984 | 236 | 3911 | 439 | 123 | 5693 |
| 30 | Sundargarh | 2142 | 301 | 14523 | 502 | 231 | 17699 |
| Total | | 62196 | 14343 | 237754 | 17876 | 3086 | 335255 |

Table 8 : Details of Buffaloes by Age,Sex and Use in Rural and Urban Combined For Female

State: ODISHA

| SNo. | District | Female | | | | | | | Total Buffaloes |
|--------------|----------------|--------------|--------------|---------------|--------------|-----------------|-------------|---------------|-----------------|
| | | Under 1 Year | 1 to 3 Years | Over 3 Years | | | | Total Female | |
| | | | | In Milk | Dry | Not Calved Once | Others | | |
| (1) | (8) | (9) | (10) | (11) | (12) | (13) | (14) | (15) | |
| 1 | Anugul | 1158 | 1059 | 1556 | 1462 | 299 | 277 | 5811 | 12287 |
| 2 | Balangir | 4801 | 2872 | 7754 | 4670 | 1041 | 92 | 21230 | 41171 |
| 3 | Baleshwar | 261 | 387 | 533 | 288 | 267 | 701 | 2437 | 3937 |
| 4 | Bargarh | 1430 | 2743 | 4080 | 1686 | 403 | 183 | 10525 | 18988 |
| 5 | Baudh | 1759 | 1428 | 2505 | 1778 | 664 | 204 | 8338 | 17411 |
| 6 | Bhadrak | 734 | 816 | 1376 | 803 | 137 | 46 | 3912 | 4932 |
| 7 | Cuttack | 2694 | 3761 | 4632 | 3214 | 553 | 290 | 15144 | 22526 |
| 8 | Debagarh | 319 | 279 | 579 | 485 | 118 | 4 | 1784 | 4195 |
| 9 | Dhenkanal | 3148 | 3198 | 5240 | 3674 | 574 | 61 | 15895 | 25448 |
| 10 | Gajapati | 1638 | 617 | 2357 | 1025 | 238 | 190 | 6065 | 10487 |
| 11 | Ganjam | 8201 | 6239 | 18027 | 9255 | 1487 | 136 | 43345 | 64428 |
| 12 | Jagatsinghapur | 1793 | 1632 | 4114 | 2190 | 353 | 3 | 10085 | 11213 |
| 13 | Jajapur | 849 | 642 | 1265 | 924 | 189 | 29 | 3898 | 5332 |
| 14 | Jharsuguda | 565 | 276 | 1189 | 489 | 190 | 10 | 2719 | 4653 |
| 15 | Kalahandi | 4481 | 3270 | 8000 | 4999 | 833 | 427 | 22010 | 43765 |
| 16 | Kandhamal | 4993 | 4619 | 7743 | 9735 | 2271 | 349 | 29710 | 59628 |
| 17 | Kendrapara | 2273 | 2158 | 4165 | 2526 | 796 | 130 | 12048 | 14032 |
| 18 | Kendujhar | 1431 | 1259 | 2324 | 1948 | 469 | 55 | 7486 | 13674 |
| 19 | Khordha | 1440 | 1173 | 2862 | 1501 | 401 | 29 | 7406 | 12122 |
| 20 | Koraput | 6184 | 5675 | 9031 | 10142 | 2091 | 639 | 33762 | 79100 |
| 21 | Malkangiri | 1856 | 1924 | 2416 | 2926 | 889 | 120 | 10131 | 21256 |
| 22 | Mayurbhanj | 1128 | 1368 | 1779 | 2322 | 578 | 182 | 7357 | 14185 |
| 23 | Nabarangapur | 3434 | 2615 | 5257 | 5677 | 1108 | 215 | 18306 | 42316 |
| 24 | Nayagarh | 1123 | 1173 | 1927 | 1583 | 222 | 149 | 6177 | 19838 |
| 25 | Nuapada | 2694 | 2132 | 3638 | 2910 | 200 | 108 | 11682 | 23965 |
| 26 | Puri | 2476 | 2050 | 4718 | 2508 | 991 | 321 | 13064 | 16483 |
| 27 | Rayagada | 6992 | 6949 | 9842 | 9487 | 2036 | 638 | 35944 | 64184 |
| 28 | Sambalpur | 889 | 782 | 1614 | 1246 | 235 | 85 | 4851 | 11429 |
| 29 | Subarnapur | 876 | 886 | 1430 | 1103 | 337 | 63 | 4695 | 10388 |
| 30 | Sundargarh | 2656 | 2487 | 5312 | 3718 | 858 | 203 | 15234 | 32933 |
| Total | | 74276 | 66469 | 127265 | 96274 | 20828 | 5939 | 391051 | 726306 |

Table 9: Details of Mithun by Age and Sex in Urban and rural combined

State: ODISHA

| SNo. | District | Under 3 Years | | | 3 Years and Above | | | Total Mithuns |
|--------------|----------------|---------------|----------|----------|-------------------|----------|----------|---------------|
| | | Male | Female | Total | Male | Female | Total | |
| | (1) | (2) | (3) | (4) | (5) | (6) | (7) | (8) |
| 1 | Anugul | 0 | 0 | 0 | 0 | 0 | 0 | 0 |
| 2 | Balangir | 0 | 0 | 0 | 0 | 0 | 0 | 0 |
| 3 | Baleshwar | 0 | 0 | 0 | 0 | 0 | 0 | 0 |
| 4 | Bargarh | 0 | 0 | 0 | 0 | 0 | 0 | 0 |
| 5 | Baudh | 0 | 0 | 0 | 0 | 0 | 0 | 0 |
| 6 | Bhadrak | 0 | 0 | 0 | 0 | 0 | 0 | 0 |
| 7 | Cuttack | 0 | 0 | 0 | 0 | 0 | 0 | 0 |
| 8 | Debagarh | 0 | 0 | 0 | 0 | 0 | 0 | 0 |
| 9 | Dhenkanal | 0 | 0 | 0 | 0 | 0 | 0 | 0 |
| 10 | Gajapati | 0 | 0 | 0 | 0 | 0 | 0 | 0 |
| 11 | Ganjam | 0 | 0 | 0 | 0 | 0 | 0 | 0 |
| 12 | Jagatsinghapur | 0 | 0 | 0 | 0 | 0 | 0 | 0 |
| 13 | Jajapur | 0 | 0 | 0 | 0 | 0 | 0 | 0 |
| 14 | Jharsuguda | 0 | 0 | 0 | 0 | 0 | 0 | 0 |
| 15 | Kalahandi | 0 | 0 | 0 | 0 | 0 | 0 | 0 |
| 16 | Kandhamal | 0 | 0 | 0 | 0 | 0 | 0 | 0 |
| 17 | Kendrapara | 0 | 0 | 0 | 0 | 0 | 0 | 0 |
| 18 | Kendujhar | 0 | 0 | 0 | 0 | 0 | 0 | 0 |
| 19 | Khordha | 0 | 0 | 0 | 0 | 0 | 0 | 0 |
| 20 | Koraput | 0 | 0 | 0 | 0 | 0 | 0 | 0 |
| 21 | Malkangiri | 0 | 0 | 0 | 0 | 0 | 0 | 0 |
| 22 | Mayurbhanj | 0 | 0 | 0 | 0 | 0 | 0 | 0 |
| 23 | Nabarangapur | 0 | 0 | 0 | 0 | 0 | 0 | 0 |
| 24 | Nayagarh | 0 | 0 | 0 | 0 | 0 | 0 | 0 |
| 25 | Nuapada | 0 | 0 | 0 | 0 | 0 | 0 | 0 |
| 26 | Puri | 0 | 0 | 0 | 0 | 0 | 0 | 0 |
| 27 | Rayagada | 0 | 0 | 0 | 0 | 0 | 0 | 0 |
| 28 | Sambalpur | 0 | 0 | 0 | 0 | 0 | 0 | 0 |
| 29 | Subarnapur | 0 | 0 | 0 | 0 | 0 | 0 | 0 |
| 30 | Sundargarh | 0 | 0 | 0 | 0 | 0 | 0 | 0 |
| Total | | 0 | 0 | 0 | 0 | 0 | 0 | 0 |

Table 10 : Details of Yaks by Age and Sex Rural and Urban Combined

State: ODISHA

| SNo. | District | Under 3 Years | | | 3 Years and Above | | | Total Yaks |
|--------------|----------------|---------------|----------|----------|-------------------|----------|----------|------------|
| | | Male | Female | Total | Male | Female | Total | |
| | (1) | (2) | (3) | (4) | (5) | (6) | (7) | (8) |
| 1 | Anugul | 0 | 0 | 0 | 0 | 0 | 0 | 0 |
| 2 | Balangir | 0 | 0 | 0 | 0 | 0 | 0 | 0 |
| 3 | Baleshwar | 0 | 0 | 0 | 0 | 0 | 0 | 0 |
| 4 | Bargarh | 0 | 0 | 0 | 0 | 0 | 0 | 0 |
| 5 | Baudh | 0 | 0 | 0 | 0 | 0 | 0 | 0 |
| 6 | Bhadrak | 0 | 0 | 0 | 0 | 0 | 0 | 0 |
| 7 | Cuttack | 0 | 0 | 0 | 0 | 0 | 0 | 0 |
| 8 | Debagarh | 0 | 0 | 0 | 0 | 0 | 0 | 0 |
| 9 | Dhenkanal | 0 | 0 | 0 | 0 | 0 | 0 | 0 |
| 10 | Gajapati | 0 | 0 | 0 | 0 | 0 | 0 | 0 |
| 11 | Ganjam | 0 | 0 | 0 | 0 | 0 | 0 | 0 |
| 12 | Jagatsinghapur | 0 | 0 | 0 | 0 | 0 | 0 | 0 |
| 13 | Jajapur | 0 | 0 | 0 | 0 | 0 | 0 | 0 |
| 14 | Jharsuguda | 0 | 0 | 0 | 0 | 0 | 0 | 0 |
| 15 | Kalahandi | 0 | 0 | 0 | 0 | 0 | 0 | 0 |
| 16 | Kandhamal | 0 | 0 | 0 | 0 | 0 | 0 | 0 |
| 17 | Kendrapara | 0 | 0 | 0 | 0 | 0 | 0 | 0 |
| 18 | Kendujhar | 0 | 0 | 0 | 0 | 0 | 0 | 0 |
| 19 | Khordha | 0 | 0 | 0 | 0 | 0 | 0 | 0 |
| 20 | Koraput | 0 | 0 | 0 | 0 | 0 | 0 | 0 |
| 21 | Malkangiri | 0 | 0 | 0 | 0 | 0 | 0 | 0 |
| 22 | Mayurbhanj | 0 | 0 | 0 | 0 | 0 | 0 | 0 |
| 23 | Nabarangapur | 0 | 0 | 0 | 0 | 0 | 0 | 0 |
| 24 | Nayagarh | 0 | 0 | 0 | 0 | 0 | 0 | 0 |
| 25 | Nuapada | 0 | 0 | 0 | 0 | 0 | 0 | 0 |
| 26 | Puri | 0 | 0 | 0 | 0 | 0 | 0 | 0 |
| 27 | Rayagada | 0 | 0 | 0 | 0 | 0 | 0 | 0 |
| 28 | Sambalpur | 0 | 0 | 0 | 0 | 0 | 0 | 0 |
| 29 | Subarnapur | 0 | 0 | 0 | 0 | 0 | 0 | 0 |
| 30 | Sundargarh | 0 | 0 | 0 | 0 | 0 | 0 | 0 |
| Total | | 0 | 0 | 0 | 0 | 0 | 0 | 0 |

Table 11 : Details of Sheep by Age and Sex in Rural and Urban Combined For Exotic Crossbred

State: ODISHA

| SNo. | District | Exotic / Crossbred Sheep | | | | | | Total Exotic / Crossbred Sheep |
|--------------|----------------|--------------------------|------------------|-------------|--------------|------------------|-------------|--------------------------------|
| | | Male | | | Female | | | |
| | | Under 1 year | 1 Year and Above | Total | Under 1 year | 1 Year and Above | Total | |
| (1) | (2) | (3) | (4) | (5) | (6) | (7) | (8) | |
| 1 | Anugul | 7 | 3 | 10 | 0 | 3 | 3 | 13 |
| 2 | Balangir | 74 | 137 | 211 | 90 | 804 | 894 | 1105 |
| 3 | Baleshwar | 25 | 22 | 47 | 25 | 42 | 67 | 114 |
| 4 | Bargarh | 90 | 68 | 158 | 8 | 98 | 106 | 264 |
| 5 | Baudh | 55 | 103 | 158 | 10 | 15 | 25 | |
| 6 | Bhadrak | 17 | 94 | 111 | 8 | 6 | 14 | 125 |
| 7 | Cuttack | 229 | 206 | 435 | 186 | 376 | 562 | 997 |
| 8 | Debagarh | 0 | 0 | 0 | 0 | 0 | 0 | 0 |
| 9 | Dhenkanal | 9 | 6 | 15 | 19 | 15 | 34 | 49 |
| 10 | Gajapati | 146 | 216 | 362 | 113 | 308 | 421 | 783 |
| 11 | Ganjam | 191 | 30 | 221 | 12 | 39 | 51 | 272 |
| 12 | Jagatsinghapur | 410 | 367 | 777 | 416 | 821 | 1237 | 2014 |
| 13 | Jajapur | 11 | 9 | 20 | 19 | 14 | 33 | 53 |
| 14 | Jharsuguda | 0 | 0 | 0 | 0 | 0 | 0 | 0 |
| 15 | Kalahandi | 37 | 31 | 68 | 24 | 23 | 47 | 115 |
| 16 | Kandhamal | 23 | 11 | 34 | 4 | 11 | 15 | 49 |
| 17 | Kendrapara | 173 | 41 | 214 | 72 | 156 | 228 | 442 |
| 18 | Kendujhar | 200 | 131 | 331 | 224 | 161 | 385 | 716 |
| 19 | Khordha | 77 | 97 | 174 | 85 | 107 | 192 | 366 |
| 20 | Koraput | 7 | 40 | 47 | 2 | 5 | 7 | 54 |
| 21 | Malkangiri | 20 | 115 | 135 | 23 | 62 | 85 | 220 |
| 22 | Mayurbhanj | 285 | 139 | 424 | 95 | 102 | 197 | 621 |
| 23 | Nabarangapur | 35 | 20 | 55 | 12 | 2 | 14 | 69 |
| 24 | Nayagarh | 3 | 3 | 6 | 0 | 0 | 0 | 6 |
| 25 | Nuapada | 0 | 0 | 0 | 0 | 0 | 0 | 0 |
| 26 | Puri | 204 | 210 | 414 | 221 | 274 | 495 | 909 |
| 27 | Rayagada | 13 | 12 | 25 | 13 | 11 | 24 | 49 |
| 28 | Sambalpur | 62 | 25 | 87 | 11 | 85 | 96 | 183 |
| 29 | Subarnapur | 96 | 91 | 187 | 90 | 110 | 200 | 387 |
| 30 | Sundargarh | 138 | 77 | 215 | 98 | 135 | 233 | 448 |
| Total | | 2637 | 2304 | 4941 | 1880 | 3785 | 5665 | 10606 |

Table 12 : Details of Sheep by Age and Sex in Rural and Urban Combined For Indigenous

State: ODISHA

| SNo. | District | Indigenous Sheep | | | | | | Total Indigenous Sheep | Total Sheep |
|--------------|----------------|------------------|------------------|------------------------|---------------|------------------|----------------|------------------------|----------------|
| | | Male | | | Female | | | | |
| | | Under 1 year | 1 Year and Above | Total Indigenous Sheep | Under 1 year | 1 Year and Above | Total | | |
| (1) | (9) | (10) | (11) | (12) | (13) | (14) | (15) | (16) | |
| 1 | Anugul | 6515 | 5007 | 11522 | 9818 | 19150 | 28968 | 40490 | 40503 |
| 2 | Balangir | 13264 | 18695 | 31959 | 17392 | 41237 | 58629 | 90588 | 91693 |
| 3 | Baleshwar | 460 | 652 | 1112 | 446 | 836 | 1282 | 2394 | 2508 |
| 4 | Bargarh | 9858 | 11765 | 21623 | 12380 | 24367 | 36747 | 58370 | 58634 |
| 5 | Baudh | 13454 | 16939 | 30393 | 19398 | 34196 | 53594 | 83987 | 84170 |
| 6 | Bhadrak | 369 | 415 | 784 | 379 | 657 | 1036 | 1820 | 1945 |
| 7 | Cuttack | 11707 | 9629 | 21336 | 22189 | 33179 | 55368 | 76704 | 77701 |
| 8 | Debagarh | 597 | 691 | 1288 | 806 | 1594 | 2400 | 3688 | 3688 |
| 9 | Dhenkanal | 5082 | 3358 | 8440 | 6779 | 12658 | 19437 | 27877 | 27926 |
| 10 | Gajapati | 2057 | 2598 | 4655 | 2276 | 4748 | 7024 | 11679 | 12462 |
| 11 | Ganjam | 20456 | 18381 | 38837 | 40301 | 76940 | 117241 | 156078 | 156350 |
| 12 | Jagatsinghapur | 2455 | 1748 | 4203 | 3144 | 4998 | 8142 | 12345 | 14359 |
| 13 | Jajapur | 2199 | 2444 | 4643 | 2968 | 5544 | 8512 | 13155 | 13208 |
| 14 | Jharsuguda | 733 | 1144 | 1877 | 1150 | 2502 | 3652 | 5529 | 5529 |
| 15 | Kalahandi | 14315 | 18918 | 33233 | 15846 | 30745 | 46591 | 79824 | 79939 |
| 16 | Kandhamal | 1601 | 2082 | 3683 | 1596 | 2774 | 4370 | 8053 | 8102 |
| 17 | Kendrapara | 3241 | 2319 | 5560 | 4018 | 6389 | 10407 | 15967 | 16409 |
| 18 | Kendujhar | 15531 | 17988 | 33519 | 19760 | 37108 | 56868 | 90387 | 91103 |
| 19 | Khordha | 5301 | 4382 | 9683 | 7347 | 14373 | 21720 | 31403 | 31769 |
| 20 | Koraput | 14887 | 24051 | 38938 | 20972 | 58565 | 79537 | 118475 | 118529 |
| 21 | Malkangiri | 4764 | 6562 | 11326 | 5606 | 10089 | 15695 | 27021 | 27241 |
| 22 | Mayurbhanj | 19124 | 93327 | 112451 | 29627 | 148454 | 178081 | 290532 | 291153 |
| 23 | Nabarangapur | 10240 | 17779 | 28019 | 15286 | 44207 | 59493 | 87512 | 87581 |
| 24 | Nayagarh | 4893 | 3893 | 8786 | 6628 | 12659 | 19287 | 28073 | 28079 |
| 25 | Nuapada | 5364 | 6119 | 11483 | 6981 | 14275 | 21256 | 32739 | 32739 |
| 26 | Puri | 8025 | 7352 | 15377 | 10192 | 17959 | 28151 | 43528 | 44437 |
| 27 | Rayagada | 4930 | 5648 | 10578 | 6703 | 11586 | 18289 | 28867 | 28916 |
| 28 | Sambalpur | 3169 | 2861 | 6030 | 4442 | 8822 | 13264 | 19294 | 19477 |
| 29 | Subarnapur | 8886 | 8460 | 17346 | 10821 | 24233 | 35054 | 52400 | 52787 |
| 30 | Sundargarh | 5292 | 7362 | 12654 | 6677 | 12413 | 19090 | 31744 | 32192 |
| Total | | 218769 | 322569 | 541338 | 311928 | 717257 | 1029185 | 1570523 | 1581129 |

Table 13 : Details of Goats by Age, Sex and Use in Rural and Urban Combined

State: ODISHA

| SNo. | District | Male | | | Female | | | | Total Goats | |
|--------------|----------------|----------------|------------------|----------------|----------------|------------------|----------------|-----------------|----------------|----------------|
| | | Under 1 Year | 1 Year and Above | Total | Under 1 Year | 1 Year and Above | | | | Total |
| | | | | | | In Milk | Dry | Not Calved Once | | |
| (1) | (2) | (3) | (4) | (5) | (6) | (7) | (8) | (9) | (10) | |
| 1 | Anugul | 31246 | 18888 | 50134 | 38446 | 44349 | 53119 | 21223 | 157137 | 207271 |
| 2 | Balangir | 42350 | 48704 | 91054 | 52777 | 59842 | 43031 | 9469 | 165119 | 256173 |
| 3 | Baleshwar | 116519 | 74770 | 191289 | 62718 | 55475 | 56232 | 16293 | 190718 | 382007 |
| 4 | Bargarh | 25962 | 28716 | 54678 | 31074 | 35295 | 30791 | 10793 | 107953 | 162631 |
| 5 | Baudh | 17280 | 18908 | 36188 | 18628 | 21227 | 18605 | 7012 | 65472 | 101660 |
| 6 | Bhadrak | 28276 | 20168 | 48444 | 26863 | 25956 | 35471 | 7375 | 95665 | 144109 |
| 7 | Cuttack | 38118 | 21546 | 59664 | 45160 | 51557 | 48514 | 11921 | 157152 | 216816 |
| 8 | Debagarh | 19537 | 22312 | 41849 | 22295 | 28313 | 32178 | 9356 | 92142 | 133991 |
| 9 | Dhenkanal | 28153 | 15829 | 43982 | 34135 | 40583 | 37700 | 5519 | 117937 | 161919 |
| 10 | Gajapati | 15808 | 20231 | 36039 | 19488 | 26277 | 20077 | 7488 | 73330 | 109369 |
| 11 | Ganjam | 29962 | 29492 | 59454 | 42707 | 56218 | 56081 | 12589 | 167595 | 227049 |
| 12 | Jagatsinghapur | 23871 | 12912 | 36783 | 24625 | 28754 | 21466 | 3673 | 78518 | 115301 |
| 13 | Jajapur | 33981 | 23597 | 57578 | 35494 | 36388 | 44631 | 7397 | 123910 | 181488 |
| 14 | Jharsuguda | 9665 | 11570 | 21235 | 12570 | 14800 | 13445 | 4755 | 45570 | 66805 |
| 15 | Kalahandi | 37273 | 52837 | 90110 | 40151 | 43074 | 35833 | 7756 | 126814 | 216924 |
| 16 | Kandhamal | 38542 | 48374 | 86916 | 44674 | 51745 | 48591 | 16034 | 161044 | 247960 |
| 17 | Kendrapara | 19590 | 9293 | 28883 | 20052 | 21234 | 23141 | 7176 | 71603 | 100486 |
| 18 | Kendujhar | 86255 | 93794 | 180049 | 100387 | 117897 | 109618 | 36707 | 364609 | 544658 |
| 19 | Khordha | 12501 | 9857 | 22358 | 14644 | 17707 | 15432 | 3826 | 51609 | 73967 |
| 20 | Koraput | 21355 | 29635 | 50990 | 25915 | 32355 | 41611 | 7941 | 107822 | 158812 |
| 21 | Malkangiri | 21464 | 29239 | 50703 | 23810 | 23700 | 29798 | 10236 | 87544 | 138247 |
| 22 | Mayurbhanj | 154877 | 326134 | 481011 | 168871 | 182557 | 195199 | 104774 | 651401 | 1132412 |
| 23 | Nabarangapur | 8373 | 10546 | 18919 | 10630 | 11335 | 15651 | 4649 | 42265 | 61184 |
| 24 | Nayagarh | 15594 | 13865 | 29459 | 17333 | 22370 | 18728 | 3887 | 62318 | 91777 |
| 25 | Nuapada | 12032 | 13470 | 25502 | 16012 | 17968 | 16098 | 2051 | 52129 | 77631 |
| 26 | Puri | 23946 | 17799 | 41745 | 24948 | 30187 | 29699 | 5834 | 90668 | 132413 |
| 27 | Rayagada | 25700 | 30931 | 56631 | 29833 | 35602 | 34900 | 11646 | 111981 | 168612 |
| 28 | Sambalpur | 37222 | 38305 | 75527 | 47276 | 48248 | 55847 | 15591 | 166962 | 242489 |
| 29 | Subarnapur | 16806 | 14414 | 31220 | 17405 | 18601 | 22034 | 6080 | 64120 | 95340 |
| 30 | Sundargarh | 85614 | 117945 | 203559 | 98315 | 106321 | 110043 | 45348 | 360027 | 563586 |
| Total | | 1077872 | 1224081 | 2301953 | 1167236 | 1305935 | 1313564 | 424399 | 4211134 | 6513087 |

Table 14 : Details of Pigs by age and sex in Rural and Urban Combined For Exotic Crossbred

State: ODISHA

| SNo. | District | Exotic / Crossbred Pigs | | | | | | Total Exotic / Crossbred Pigs |
|--------------|----------------|-------------------------|------------------|-------------|----------------|------------------|-------------|-------------------------------|
| | | Male | | | Female | | | |
| | | Under 6 Months | 6 Months & Above | Total | Under 6 Months | 6 Months & Above | Total | |
| (1) | (2) | (3) | (4) | (5) | (6) | (7) | (8) | |
| 1 | Anugul | 3 | 1 | 4 | 2 | 8 | 10 | 14 |
| 2 | Balangir | 13 | 2 | 15 | 1 | 9 | 10 | 25 |
| 3 | Baleshwar | 4 | 3 | 7 | 6 | 6 | 12 | 19 |
| 4 | Bargarh | 0 | 4 | 4 | 0 | 0 | 0 | 4 |
| 5 | Baudh | 0 | 0 | 0 | 0 | 0 | 0 | 0 |
| 6 | Bhadrak | 0 | 0 | 0 | 0 | 0 | 0 | 0 |
| 7 | Cuttack | 5 | 0 | 5 | 0 | 0 | 0 | 5 |
| 8 | Debagarh | 5 | 7 | 12 | 5 | 8 | 13 | 25 |
| 9 | Dhenkanal | 0 | 0 | 0 | 0 | 0 | 0 | 0 |
| 10 | Gajapati | 4 | 4 | 8 | 0 | 0 | 0 | 8 |
| 11 | Ganjam | 68 | 32 | 100 | 22 | 25 | 47 | 147 |
| 12 | Jagatsinghapur | 29 | 61 | 90 | 30 | 30 | 60 | 150 |
| 13 | Jajapur | 15 | 18 | 33 | 44 | 47 | 91 | 124 |
| 14 | Jharsuguda | 27 | 42 | 69 | 10 | 64 | 74 | 143 |
| 15 | Kalahandi | 2 | 1 | 3 | 0 | 0 | 0 | 3 |
| 16 | Kandhamal | 69 | 25 | 94 | 95 | 35 | 130 | 224 |
| 17 | Kendrapara | 0 | 7 | 7 | 0 | 48 | 48 | 55 |
| 18 | Kendujhar | 37 | 37 | 74 | 29 | 37 | 66 | 140 |
| 19 | Khordha | 79 | 53 | 132 | 16 | 24 | 40 | 172 |
| 20 | Koraput | 17 | 29 | 46 | 5 | 13 | 18 | 64 |
| 21 | Malkangiri | 37 | 13 | 50 | 32 | 17 | 49 | 99 |
| 22 | Mayurbhanj | 319 | 227 | 546 | 196 | 162 | 358 | 904 |
| 23 | Nabarangapur | 40 | 27 | 67 | 69 | 47 | 116 | 183 |
| 24 | Nayagarh | 0 | 0 | 0 | 0 | 0 | 0 | 0 |
| 25 | Nuapada | 9 | 4 | 13 | 13 | 6 | 19 | 32 |
| 26 | Puri | 5 | 17 | 22 | 13 | 28 | 41 | 63 |
| 27 | Rayagada | 270 | 77 | 347 | 65 | 75 | 140 | 487 |
| 28 | Sambalpur | 217 | 159 | 376 | 279 | 167 | 446 | 822 |
| 29 | Subarnapur | 5 | 1 | 6 | 0 | 7 | 7 | 13 |
| 30 | Sundargarh | 87 | 55 | 142 | 111 | 86 | 197 | 339 |
| Total | | 1366 | 906 | 2272 | 1043 | 949 | 1992 | 4264 |

Table 15 : Details of Pigs by age and sex in Rural and Urban Combined For Indigenous

State: ODISHA

| SNo. | District | Indigenous Pigs | | | | | | Total Indigenous Pigs | Total Pigs |
|--------------|----------------|-----------------|------------------|---------------|----------------|------------------|---------------|-----------------------|---------------|
| | | Male | | | Female | | | | |
| | | Under 6 Months | 6 Months & Above | Total | Under 6 Months | 6 Months & Above | Total | | |
| (1) | (9) | (10) | (11) | (12) | (13) | (14) | (15) | (16) | |
| 1 | Anugul | 96 | 87 | 183 | 126 | 163 | 289 | 472 | 486 |
| 2 | Balangir | 238 | 132 | 370 | 321 | 257 | 578 | 948 | 973 |
| 3 | Baleshwar | 954 | 1098 | 2052 | 1050 | 1177 | 2227 | 4279 | 4298 |
| 4 | Bargarh | 908 | 716 | 1624 | 1072 | 970 | 2042 | 3666 | 3670 |
| 5 | Baudh | 45 | 46 | 91 | 109 | 83 | 192 | 283 | 283 |
| 6 | Bhadrak | 68 | 121 | 189 | 83 | 162 | 245 | 434 | 434 |
| 7 | Cuttack | 149 | 174 | 323 | 297 | 331 | 628 | 951 | 956 |
| 8 | Debagarh | 496 | 361 | 857 | 567 | 548 | 1115 | 1972 | 1997 |
| 9 | Dhenkanal | 266 | 157 | 423 | 384 | 409 | 793 | 1216 | 1216 |
| 10 | Gajapati | 1805 | 1741 | 3546 | 2433 | 2207 | 4640 | 8186 | 8194 |
| 11 | Ganjam | 1134 | 970 | 2104 | 1493 | 1981 | 3474 | 5578 | 5725 |
| 12 | Jagatsinghapur | 419 | 452 | 871 | 395 | 793 | 1188 | 2059 | 2209 |
| 13 | Jajapur | 500 | 480 | 980 | 551 | 699 | 1250 | 2230 | 2354 |
| 14 | Jharsuguda | 597 | 431 | 1028 | 704 | 438 | 1142 | 2170 | 2313 |
| 15 | Kalahandi | 877 | 735 | 1612 | 978 | 1134 | 2112 | 3724 | 3727 |
| 16 | Kandhamal | 8168 | 7761 | 15929 | 9239 | 8574 | 17813 | 33742 | 33966 |
| 17 | Kendrapara | 422 | 397 | 819 | 226 | 295 | 521 | 1340 | 1395 |
| 18 | Kendujhar | 1832 | 1965 | 3797 | 2820 | 3120 | 5940 | 9737 | 9877 |
| 19 | Khordha | 308 | 358 | 666 | 434 | 653 | 1087 | 1753 | 1925 |
| 20 | Koraput | 6533 | 5231 | 11764 | 9030 | 9457 | 18487 | 30251 | 30315 |
| 21 | Malkangiri | 9584 | 7952 | 17536 | 12299 | 11076 | 23375 | 40911 | 41010 |
| 22 | Mayurbhanj | 5239 | 6100 | 11339 | 6123 | 6329 | 12452 | 23791 | 24695 |
| 23 | Nabarangapur | 2196 | 1819 | 4015 | 2836 | 2800 | 5636 | 9651 | 9834 |
| 24 | Nayagarh | 0 | 16 | 16 | 1 | 2 | 3 | 19 | 19 |
| 25 | Nuapada | 117 | 147 | 264 | 140 | 139 | 279 | 543 | 575 |
| 26 | Puri | 268 | 186 | 454 | 389 | 521 | 910 | 1364 | 1427 |
| 27 | Rayagada | 5065 | 4624 | 9689 | 7766 | 6834 | 14600 | 24289 | 24776 |
| 28 | Sambalpur | 2690 | 2105 | 4795 | 3242 | 2793 | 6035 | 10830 | 11652 |
| 29 | Subarnapur | 258 | 310 | 568 | 325 | 421 | 746 | 1314 | 1327 |
| 30 | Sundargarh | 10779 | 10526 | 21305 | 13739 | 13305 | 27044 | 48349 | 48688 |
| Total | | 62011 | 57198 | 119209 | 79172 | 77671 | 156843 | 276052 | 280316 |

Table 16 : Details of Horses & Ponies by Age, Sex and Use in Rural and Urban Combined

State: ODISHA

| SNo. | District | Male | | | | Female | | | Total Horses & Ponies |
|--------------|----------------|--------------|----------------------------|----------------|-------------|--------------|------------------|-------------|-----------------------|
| | | Under 3 Year | 3 Year and Above | | Total | Under 3 Year | 3 Year and Above | Total | |
| | | | Used for Cart and Carriage | Used for Sport | | | | | |
| (1) | (2) | (3) | (4) | (5) | (6) | (7) | (8) | (9) | |
| 1 | Anugul | 1 | 1 | 2 | 4 | 1 | 5 | 6 | 10 |
| 2 | Balangir | 1 | 0 | 11 | 12 | 0 | 2 | 2 | 14 |
| 3 | Baleshwar | 44 | 28 | 52 | 124 | 7 | 69 | 76 | 200 |
| 4 | Bargarh | 2 | 0 | 0 | 2 | 1 | 1 | 2 | 4 |
| 5 | Baudh | 0 | 0 | 0 | 0 | 0 | 0 | 0 | 0 |
| 6 | Bhadrak | 0 | 0 | 0 | 0 | 0 | 0 | 0 | 0 |
| 7 | Cuttack | 4 | 3 | 4 | 11 | 1 | 18 | 19 | 30 |
| 8 | Debagarh | 0 | 0 | 0 | 0 | 0 | 0 | 0 | 0 |
| 9 | Dhenkanal | 0 | 1 | 0 | 1 | 0 | 0 | 0 | 1 |
| 10 | Gajapati | 38 | 0 | 38 | 76 | 0 | 69 | 69 | 145 |
| 11 | Ganjam | 4 | 9 | 0 | 13 | 8 | 15 | 23 | 36 |
| 12 | Jagatsinghapur | 1 | 0 | 0 | 1 | 0 | 1 | 1 | 2 |
| 13 | Jajapur | 0 | 0 | 0 | 0 | 2 | 2 | 4 | 4 |
| 14 | Jharsuguda | 0 | 0 | 0 | 0 | 0 | 1 | 1 | 1 |
| 15 | Kalahandi | 0 | 0 | 0 | 0 | 0 | 5 | 5 | 5 |
| 16 | Kandhamal | 23 | 0 | 23 | 46 | 0 | 34 | 34 | 80 |
| 17 | Kendrapara | 7 | 0 | 7 | 14 | 0 | 16 | 16 | 30 |
| 18 | Kendujhar | 168 | 1 | 166 | 335 | 1 | 494 | 495 | 830 |
| 19 | Khordha | 3 | 0 | 0 | 3 | 1 | 1 | 2 | 5 |
| 20 | Koraput | 48 | 6 | 46 | 100 | 2 | 37 | 39 | 139 |
| 21 | Malkangiri | 0 | 10 | 0 | 10 | 0 | 8 | 8 | 18 |
| 22 | Mayurbhanj | 394 | 1 | 393 | 788 | 0 | 289 | 289 | 1077 |
| 23 | Nabarangapur | 2 | 0 | 7 | 9 | 0 | 3 | 3 | 12 |
| 24 | Nayagarh | 4 | 5 | 7 | 16 | 0 | 0 | 0 | 16 |
| 25 | Nuapada | 0 | 0 | 0 | 0 | 0 | 0 | 0 | 0 |
| 26 | Puri | 9 | 0 | 7 | 16 | 1 | 3 | 4 | 20 |
| 27 | Rayagada | 11 | 14 | 18 | 43 | 9 | 1 | 10 | 53 |
| 28 | Sambalpur | 38 | 0 | 40 | 78 | 1 | 106 | 107 | 185 |
| 29 | Subarnapur | 0 | 0 | 0 | 0 | 0 | 36 | 36 | 36 |
| 30 | Sundargarh | 123 | 11 | 120 | 254 | 1 | 189 | 190 | 444 |
| Total | | 925 | 90 | 941 | 1956 | 36 | 1405 | 1441 | 3397 |

Table 17 : Details of Mules and Donkeys by age and sex in Rural and Urban Combined Areas

State: ODISHA

| SNo. | District | Mules | | | Donkeys | | | | | | |
|--------------|----------------|--------------|------------------|-------------|--------------|------------------|------------|--------------|------------------|------------|---------------|
| | | Under 3 year | 3 Year and Above | Total Mules | Male | | | Female | | | Total Donkeys |
| | | | | | Under 3 year | 3 Year and Above | Total | Under 3 year | 3 Year and Above | Total | |
| (1) | (2) | (3) | (4) | (5) | (6) | (7) | (8) | (9) | (10) | (11) | |
| 1 | Anugul | 0 | 0 | 0 | 0 | 0 | 0 | 0 | 0 | 0 | 0 |
| 2 | Balangir | 0 | 0 | 0 | 0 | 0 | 0 | 0 | 0 | 0 | 0 |
| 3 | Baleshwar | 65 | 186 | 251 | 0 | 0 | 0 | 0 | 0 | 0 | 0 |
| 4 | Bargarh | 0 | 0 | 0 | 1 | 2 | 3 | 4 | 1 | 5 | 8 |
| 5 | Baudh | 0 | 0 | 0 | 4 | 0 | 4 | 0 | 0 | 0 | 4 |
| 6 | Bhadrak | 1 | 0 | 1 | 0 | 0 | 0 | 0 | 0 | 0 | 0 |
| 7 | Cuttack | 7 | 23 | 30 | 5 | 0 | 5 | 0 | 0 | 0 | 5 |
| 8 | Debagarh | 0 | 0 | 0 | 0 | 0 | 0 | 0 | 0 | 0 | 0 |
| 9 | Dhenkanal | 0 | 0 | 0 | 0 | 0 | 0 | 0 | 0 | 0 | 0 |
| 10 | Gajapati | 98 | 205 | 303 | 4 | 11 | 15 | 3 | 11 | 14 | 29 |
| 11 | Ganjam | 0 | 0 | 0 | 10 | 12 | 22 | 11 | 27 | 38 | 60 |
| 12 | Jagatsinghapur | 0 | 0 | 0 | 0 | 0 | 0 | 0 | 0 | 0 | 0 |
| 13 | Jajapur | 0 | 0 | 0 | 0 | 0 | 0 | 0 | 0 | 0 | 0 |
| 14 | Jharsuguda | 0 | 0 | 0 | 0 | 0 | 0 | 0 | 0 | 0 | 0 |
| 15 | Kalahandi | 0 | 0 | 0 | 0 | 0 | 0 | 0 | 0 | 0 | 0 |
| 16 | Kandhamal | 0 | 0 | 0 | 4 | 1 | 5 | 0 | 0 | 0 | 5 |
| 17 | Kendrapara | 39 | 0 | 39 | 0 | 18 | 18 | 0 | 8 | 8 | 26 |
| 18 | Kendujhar | 344 | 881 | 1225 | 0 | 0 | 0 | 0 | 0 | 0 | 0 |
| 19 | Khordha | 0 | 0 | 0 | 10 | 0 | 10 | 0 | 0 | 0 | 10 |
| 20 | Koraput | 79 | 157 | 236 | 7 | 1 | 8 | 0 | 2 | 2 | 10 |
| 21 | Malkangiri | 0 | 0 | 0 | 0 | 0 | 0 | 0 | 0 | 0 | 0 |
| 22 | Mayurbhanj | 731 | 1418 | 2149 | 0 | 1 | 1 | 0 | 2 | 2 | 3 |
| 23 | Nabarangapur | 0 | 0 | 0 | 0 | 0 | 0 | 0 | 0 | 0 | 0 |
| 24 | Nayagarh | 0 | 0 | 0 | 0 | 0 | 0 | 0 | 0 | 0 | 0 |
| 25 | Nuapada | 0 | 0 | 0 | 6 | 13 | 19 | 5 | 9 | 14 | 33 |
| 26 | Puri | 1 | 1 | 2 | 0 | 0 | 0 | 0 | 0 | 0 | 0 |
| 27 | Rayagada | 45 | 0 | 45 | 10 | 10 | 20 | 0 | 0 | 0 | 20 |
| 28 | Sambalpur | 365 | 51 | 416 | 91 | 61 | 152 | 93 | 64 | 157 | 309 |
| 29 | Subarnapur | 0 | 0 | 0 | 1 | 0 | 1 | 0 | 0 | 0 | 1 |
| 30 | Sundargarh | 491 | 445 | 936 | 0 | 0 | 0 | 0 | 0 | 0 | 0 |
| Total | | 2266 | 3367 | 5633 | 153 | 130 | 283 | 116 | 124 | 240 | 523 |

Table 18 : Details of Camels by Age and Sex in Rural and Urban Combined

State: ODISHA

| SNo. | District | Male | | | Female | | | Total Camel |
|------|----------------|---------------|-------------------|------------|---------------|-------------------|-----------|-------------|
| | | Under 4 Years | 4 Years and Above | Total | Under 4 Years | 4 Years and Above | Total | |
| | (1) | (2) | (3) | (4) | (5) | (6) | (7) | (8) |
| 1 | Anugul | 0 | 0 | 0 | 0 | 0 | 0 | 0 |
| 2 | Balangir | 0 | 0 | 0 | 0 | 0 | 0 | 0 |
| 3 | Baleshwar | 0 | 0 | 0 | 0 | 0 | 0 | 0 |
| 4 | Bargarh | 0 | 0 | 0 | 0 | 0 | 0 | 0 |
| 5 | Baudh | 0 | 0 | 0 | 0 | 0 | 0 | 0 |
| 6 | Bhadrak | 0 | 0 | 0 | 0 | 0 | 0 | 0 |
| 7 | Cuttack | 0 | 0 | 0 | 0 | 0 | 0 | 0 |
| 8 | Debagarh | 0 | 0 | 0 | 0 | 0 | 0 | 0 |
| 9 | Dhenkanal | 0 | 0 | 0 | 0 | 0 | 0 | 0 |
| 10 | Gajapati | 0 | 0 | 0 | 0 | 0 | 0 | 0 |
| 11 | Ganjam | 0 | 0 | 0 | 0 | 0 | 0 | 0 |
| 12 | Jagatsinghapur | 0 | 0 | 0 | 0 | 0 | 0 | 0 |
| 13 | Jajapur | 0 | 0 | 0 | 0 | 0 | 0 | 0 |
| 14 | Jharsuguda | 0 | 0 | 0 | 0 | 0 | 0 | 0 |
| 15 | Kalahandi | 0 | 0 | 0 | 0 | 0 | 0 | 0 |
| 16 | Kandhamal | 1 | 0 | 1 | 3 | 3 | 6 | 7 |
| 17 | Kendrapara | 48 | 48 | 96 | 0 | 0 | 0 | 96 |
| 18 | Kendujhar | 0 | 0 | 0 | 0 | 0 | 0 | 0 |
| 19 | Khordha | 0 | 0 | 0 | 0 | 0 | 0 | 0 |
| 20 | Koraput | 0 | 0 | 0 | 0 | 0 | 0 | 0 |
| 21 | Malkangiri | 0 | 0 | 0 | 0 | 0 | 0 | 0 |
| 22 | Mayurbhanj | 0 | 0 | 0 | 0 | 0 | 0 | 0 |
| 23 | Nabarangapur | 0 | 0 | 0 | 0 | 0 | 0 | 0 |
| 24 | Nayagarh | 0 | 0 | 0 | 0 | 0 | 0 | 0 |
| 25 | Nuapada | 2 | 0 | 2 | 0 | 0 | 0 | 2 |
| 26 | Puri | 8 | 8 | 16 | 5 | 4 | 9 | 25 |
| 27 | Rayagada | 0 | 0 | 0 | 0 | 0 | 0 | 0 |
| 28 | Sambalpur | 290 | 415 | 705 | 0 | 0 | 0 | 705 |
| 29 | Subarnapur | 0 | 0 | 0 | 0 | 0 | 0 | 0 |
| 30 | Sundargarh | 0 | 0 | 0 | 0 | 0 | 0 | 0 |
| | Total | 349 | 471 | 820 | 8 | 7 | 15 | 835 |

Table 19 : Details of Dogs, Rabbits and Elephants in Rural and Urban Combined

State: ODISHA

| SNo. | District | Dogs | | | Rabbits | | | Elephants | | |
|--------------|----------------|---------------|--------------|---------------|-------------|-------------|-------------|------------|------------|------------|
| | | Male | Female | Total | Male | Female | Total | Male | Female | Total |
| | (1) | (2) | (3) | (4) | (5) | (6) | (7) | (8) | (9) | (10) |
| 1 | Anugul | 3089 | 1339 | 4428 | 8 | 3 | 11 | 4 | 0 | 4 |
| 2 | Balangir | 4518 | 1173 | 5691 | 10 | 6 | 16 | 0 | 0 | 0 |
| 3 | Baleshwar | 26552 | 2836 | 29388 | 78 | 47 | 125 | 16 | 11 | 27 |
| 4 | Bargarh | 3302 | 590 | 3892 | 22 | 20 | 42 | 2 | 0 | 2 |
| 5 | Baudh | 2460 | 1055 | 3515 | 29 | 11 | 40 | 12 | 22 | 34 |
| 6 | Bhadrak | 1756 | 843 | 2599 | 108 | 104 | 212 | 0 | 1 | 1 |
| 7 | Cuttack | 5564 | 2778 | 8342 | 153 | 104 | 257 | 6 | 55 | 61 |
| 8 | Debagarh | 2522 | 1113 | 3635 | 5 | 4 | 9 | 0 | 0 | 0 |
| 9 | Dhenkanal | 1796 | 476 | 2272 | 5 | 6 | 11 | 2 | 1 | 3 |
| 10 | Gajapati | 2491 | 1077 | 3568 | 23 | 0 | 23 | 0 | 0 | 0 |
| 11 | Ganjam | 6692 | 2712 | 9404 | 150 | 140 | 290 | 0 | 0 | 0 |
| 12 | Jagatsinghapur | 1139 | 550 | 1689 | 26 | 50 | 76 | 0 | 0 | 0 |
| 13 | Jajapur | 898 | 427 | 1325 | 11 | 14 | 25 | 0 | 0 | 0 |
| 14 | Jharsuguda | 1414 | 449 | 1863 | 41 | 43 | 84 | 0 | 0 | 0 |
| 15 | Kalahandi | 3451 | 1346 | 4797 | 3 | 1 | 4 | 0 | 0 | 0 |
| 16 | Kandhamal | 11258 | 4903 | 16161 | 13 | 31 | 44 | 0 | 0 | 0 |
| 17 | Kendrapara | 1385 | 620 | 2005 | 28 | 34 | 62 | 0 | 0 | 0 |
| 18 | Kendujhar | 5397 | 1880 | 7277 | 32 | 45 | 77 | 0 | 0 | 0 |
| 19 | Khordha | 10658 | 3572 | 14230 | 135 | 125 | 260 | 0 | 0 | 0 |
| 20 | Koraput | 12208 | 5414 | 17622 | 12 | 8 | 20 | 0 | 0 | 0 |
| 21 | Malkangiri | 5756 | 2930 | 8686 | 3 | 6 | 9 | 0 | 0 | 0 |
| 22 | Mayurbhanj | 7439 | 2468 | 9907 | 49 | 38 | 87 | 0 | 0 | 0 |
| 23 | Nabarangapur | 4346 | 1423 | 5769 | 6 | 0 | 6 | 0 | 0 | 0 |
| 24 | Nayagarh | 2227 | 489 | 2716 | 6 | 9 | 15 | 0 | 0 | 0 |
| 25 | Nuapada | 2045 | 766 | 2811 | 9 | 6 | 15 | 0 | 0 | 0 |
| 26 | Puri | 4544 | 1418 | 5962 | 82 | 122 | 204 | 0 | 11 | 11 |
| 27 | Rayagada | 4639 | 2110 | 6749 | 19 | 8 | 27 | 72 | 0 | 72 |
| 28 | Sambalpur | 6556 | 2390 | 8946 | 31 | 38 | 69 | 0 | 0 | 0 |
| 29 | Subarnapur | 1658 | 378 | 2036 | 7 | 12 | 19 | 0 | 0 | 0 |
| 30 | Sundargarh | 17208 | 5912 | 23120 | 179 | 181 | 360 | 0 | 0 | 0 |
| Total | | 164968 | 55437 | 220405 | 1283 | 1216 | 2499 | 114 | 101 | 215 |

Table 20 : Details of Backyard Poultry in Rural and Urban Combined For Fowls

State: ODISHA

| SNo. | District | Fowls | | | | | |
|--------------|----------------|----------------|---------------|----------------|----------------|---------------|----------------|
| | | Cocks | | | Hens | | |
| | | Desi | Improved | Total | Desi | Improved | Total |
| (1) | (2) | (3) | (4) | (5) | (6) | (7) | |
| 1 | Anugul | 19111 | 2774 | 21885 | 38608 | 7728 | 46336 |
| 2 | Balangir | 70117 | 2020 | 72137 | 150331 | 1552 | 151883 |
| 3 | Baleshwar | 137981 | 27900 | 165881 | 192500 | 26260 | 218760 |
| 4 | Bargarh | 50994 | 3581 | 54575 | 94485 | 1740 | 96225 |
| 5 | Baudh | 19123 | 2464 | 21587 | 28218 | 1348 | 29566 |
| 6 | Bhadrak | 25501 | 15510 | 41011 | 50835 | 21560 | 72395 |
| 7 | Cuttack | 19637 | 4232 | 23869 | 40431 | 10103 | 50534 |
| 8 | Debagarh | 22829 | 1169 | 23998 | 34407 | 1651 | 36058 |
| 9 | Dhenkanal | 18454 | 1557 | 20011 | 41226 | 4117 | 45343 |
| 10 | Gajapati | 42386 | 2246 | 44632 | 65676 | 2248 | 67924 |
| 11 | Ganjam | 44427 | 8009 | 52436 | 92355 | 11626 | 103981 |
| 12 | Jagatsinghapur | 9345 | 6109 | 15454 | 18583 | 13638 | 32221 |
| 13 | Jajapur | 34621 | 4273 | 38894 | 60060 | 5592 | 65652 |
| 14 | Jharsuguda | 14927 | 928 | 15855 | 41449 | 1096 | 42545 |
| 15 | Kalahandi | 86555 | 2261 | 88816 | 129556 | 2103 | 131659 |
| 16 | Kandhamal | 69174 | 6474 | 75648 | 106558 | 8585 | 115143 |
| 17 | Kendrapara | 15725 | 14169 | 29894 | 27802 | 18016 | 45818 |
| 18 | Kendujhar | 201086 | 4815 | 205901 | 286900 | 4581 | 291481 |
| 19 | Khordha | 10813 | 1287 | 12100 | 22859 | 4950 | 27809 |
| 20 | Koraput | 97440 | 15595 | 113035 | 178274 | 4185 | 182459 |
| 21 | Malkangiri | 78925 | 335 | 79260 | 125725 | 549 | 126274 |
| 22 | Mayurbhanj | 520101 | 11758 | 531859 | 630213 | 58391 | 688604 |
| 23 | Nabarangapur | 56777 | 3679 | 60456 | 126059 | 4167 | 130226 |
| 24 | Nayagarh | 9195 | 2308 | 11503 | 17087 | 5280 | 22367 |
| 25 | Nuapada | 24102 | 626 | 24728 | 42465 | 370 | 42835 |
| 26 | Puri | 12731 | 5467 | 18198 | 25353 | 9443 | 34796 |
| 27 | Rayagada | 67781 | 1157 | 68938 | 109585 | 2343 | 111928 |
| 28 | Sambalpur | 41626 | 3978 | 45604 | 79307 | 5307 | 84614 |
| 29 | Subarnapur | 18586 | 866 | 19452 | 38078 | 742 | 38820 |
| 30 | Sundargarh | 172423 | 12547 | 184970 | 246554 | 9772 | 256326 |
| Total | | 2012493 | 170094 | 2182587 | 3141539 | 249043 | 3390582 |

Table 21 : Details of Backyard Poultry in Rural and Urban Combined For Fowls under Chickens below 5 Months

State: ODISHA

| SNo. | District | Fowls | | | |
|--------------|----------------|-------------------------|---------------|----------------|-----------------|
| | | Chickens Below 5 Months | | | Total Fowls |
| | | Desi | Improved | Total | |
| (1) | (8) | (9) | (10) | (11) | |
| 1 | Anugul | 60423 | 29789 | 90212 | 158433 |
| 2 | Balangir | 403440 | 4464 | 407904 | 631924 |
| 3 | Baleshwar | 204943 | 66257 | 271200 | 655841 |
| 4 | Bargarh | 208471 | 10960 | 219431 | 370231 |
| 5 | Baudh | 51239 | 2141 | 53380 | 104533 |
| 6 | Bhadrak | 36372 | 42336 | 78708 | 192114 |
| 7 | Cuttack | 29138 | 8843 | 37981 | 112384 |
| 8 | Debagarh | 73121 | 2532 | 75653 | 135709 |
| 9 | Dhenkanal | 54404 | 10796 | 65200 | 130554 |
| 10 | Gajapati | 98572 | 3177 | 101749 | 214305 |
| 11 | Ganjam | 88783 | 25883 | 114666 | 271083 |
| 12 | Jagatsinghapur | 9089 | 11341 | 20430 | 68105 |
| 13 | Jajapur | 57537 | 16503 | 74040 | 178586 |
| 14 | Jharsuguda | 74335 | 7213 | 81548 | 139948 |
| 15 | Kalahandi | 306768 | 23479 | 330247 | 550722 |
| 16 | Kandhamal | 184279 | 9178 | 193457 | 384248 |
| 17 | Kendrapara | 18409 | 23706 | 42115 | 117827 |
| 18 | Kendujhar | 604934 | 38974 | 643908 | 1141290 |
| 19 | Khordha | 13530 | 5181 | 18711 | 58620 |
| 20 | Koraput | 317733 | 11931 | 329664 | 625158 |
| 21 | Malkangiri | 193492 | 622 | 194114 | 399648 |
| 22 | Mayurbhanj | 1308128 | 42018 | 1350146 | 2570609 |
| 23 | Nabarangapur | 260438 | 2342 | 262780 | 453462 |
| 24 | Nayagarh | 21871 | 8469 | 30340 | 64210 |
| 25 | Nuapada | 132742 | 623 | 133365 | 200928 |
| 26 | Puri | 19350 | 13815 | 33165 | 86159 |
| 27 | Rayagada | 216566 | 2181 | 218747 | 399613 |
| 28 | Sambalpur | 188409 | 9662 | 198071 | 328289 |
| 29 | Subarnapur | 73119 | 1577 | 74696 | 132968 |
| 30 | Sundargarh | 571869 | 27346 | 599215 | 1040511 |
| Total | | 5881504 | 463339 | 6344843 | 11918012 |

Table 22 : Details of Backyard Poultry in Rural and Urban Combined For Ducks

State: ODISHA

| SNo. | District | Ducks | | | | | |
|--------------|----------------|--------------|-------------|--------------|---------------|-------------|---------------|
| | | Drakes | | | Ducks | | |
| | | Desi | Improved | Total | Desi | Improved | Total |
| (1) | (12) | (13) | (14) | (15) | (16) | (17) | |
| 1 | Anugul | 183 | 2 | 185 | 158 | 7 | 165 |
| 2 | Balangir | 2699 | 73 | 2772 | 4628 | 69 | 4697 |
| 3 | Baleshwar | 4846 | 238 | 5084 | 8184 | 267 | 8451 |
| 4 | Bargarh | 3268 | 43 | 3311 | 5161 | 38 | 5199 |
| 5 | Baudh | 574 | 6 | 580 | 1198 | 6 | 1204 |
| 6 | Bhadrak | 1943 | 54 | 1997 | 3679 | 172 | 3851 |
| 7 | Cuttack | 838 | 94 | 932 | 1902 | 193 | 2095 |
| 8 | Debagarh | 100 | 1 | 101 | 248 | 15 | 263 |
| 9 | Dhenkanal | 31 | 2 | 33 | 89 | 3 | 92 |
| 10 | Gajapati | 68 | 0 | 68 | 421 | 0 | 421 |
| 11 | Ganjam | 276 | 11 | 287 | 2547 | 87 | 2634 |
| 12 | Jagatsinghapur | 891 | 63 | 954 | 2738 | 95 | 2833 |
| 13 | Jajapur | 1050 | 3 | 1053 | 1772 | 6 | 1778 |
| 14 | Jharsuguda | 169 | 7 | 176 | 332 | 7 | 339 |
| 15 | Kalahandi | 5000 | 139 | 5139 | 10502 | 223 | 10725 |
| 16 | Kandhamal | 80 | 1 | 81 | 1051 | 12 | 1063 |
| 17 | Kendrapara | 1500 | 270 | 1770 | 4196 | 481 | 4677 |
| 18 | Kendujhar | 7588 | 49 | 7637 | 11873 | 47 | 11920 |
| 19 | Khordha | 1258 | 27 | 1285 | 2067 | 31 | 2098 |
| 20 | Koraput | 964 | 15 | 979 | 1531 | 9 | 1540 |
| 21 | Malkangiri | 3354 | 1 | 3355 | 4885 | 1 | 4886 |
| 22 | Mayurbhanj | 17245 | 242 | 17487 | 26320 | 295 | 26615 |
| 23 | Nabarangapur | 4725 | 60 | 4785 | 6520 | 127 | 6647 |
| 24 | Nayagarh | 36 | 6 | 42 | 69 | 7 | 76 |
| 25 | Nuapada | 3025 | 105 | 3130 | 4638 | 70 | 4708 |
| 26 | Puri | 1389 | 90 | 1479 | 2427 | 199 | 2626 |
| 27 | Rayagada | 201 | 0 | 201 | 585 | 4 | 589 |
| 28 | Sambalpur | 403 | 11 | 414 | 831 | 86 | 917 |
| 29 | Subarnapur | 497 | 23 | 520 | 1083 | 231 | 1314 |
| 30 | Sundargarh | 3005 | 49 | 3054 | 4440 | 104 | 4544 |
| Total | | 67206 | 1685 | 68891 | 116075 | 2892 | 118967 |

Table 23: Details of Backyard Poultry in Rural and Urban Combined For Ducks under Duckling below 6 Months

State: ODISHA

| SNo. | District | Ducks | | | |
|--------------|----------------|-------------------------|-------------|---------------|---------------|
| | | Duckling Below 6 Months | | | Total Ducks |
| | | Desi | Improved | Total | |
| (1) | (18) | (19) | (20) | (21) | |
| 1 | Anugul | 251 | 3 | 254 | 604 |
| 2 | Balangir | 10170 | 325 | 10495 | 17964 |
| 3 | Baleshwar | 3509 | 132 | 3641 | 17176 |
| 4 | Bargarh | 8932 | 119 | 9051 | 17561 |
| 5 | Baudh | 1560 | 0 | 1560 | 3344 |
| 6 | Bhadrak | 1045 | 40 | 1085 | 6933 |
| 7 | Cuttack | 388 | 70 | 458 | 3485 |
| 8 | Debagarh | 178 | 0 | 178 | 542 |
| 9 | Dhenkanal | 28 | 40 | 68 | 193 |
| 10 | Gajapati | 16 | 0 | 16 | 505 |
| 11 | Ganjam | 217 | 0 | 217 | 3138 |
| 12 | Jagatsinghapur | 513 | 9 | 522 | 4309 |
| 13 | Jajapur | 602 | 8 | 610 | 3441 |
| 14 | Jharsuguda | 501 | 2 | 503 | 1018 |
| 15 | Kalahandi | 8380 | 129 | 8509 | 24373 |
| 16 | Kandhamal | 112 | 0 | 112 | 1256 |
| 17 | Kendrapara | 1178 | 261 | 1439 | 7886 |
| 18 | Kendujhar | 14775 | 571 | 15346 | 34903 |
| 19 | Khordha | 721 | 38 | 759 | 4142 |
| 20 | Koraput | 2239 | 6 | 2245 | 4764 |
| 21 | Malkangiri | 5980 | 0 | 5980 | 14221 |
| 22 | Mayurbhanj | 23527 | 733 | 24260 | 68362 |
| 23 | Nabarangapur | 11515 | 21 | 11536 | 22968 |
| 24 | Nayagarh | 8 | 0 | 8 | 126 |
| 25 | Nuapada | 14512 | 1 | 14513 | 22351 |
| 26 | Puri | 1324 | 67 | 1391 | 5496 |
| 27 | Rayagada | 216 | 0 | 216 | 1006 |
| 28 | Sambalpur | 919 | 105 | 1024 | 2355 |
| 29 | Subarnapur | 1087 | 1 | 1088 | 2922 |
| 30 | Sundargarh | 6632 | 245 | 6877 | 14475 |
| Total | | 121035 | 2926 | 123961 | 311819 |

Table 24 : Details of Backyard Poultry in Rural and Urban Combined For Turkeys

State: ODISHA

| SNo. | District | Turkeys | | | Quails | Other Poultry Birds | Total Poultry Birds |
|--------------|----------------|-------------|-------------|-------------|-------------|---------------------|---------------------|
| | | Male | Female | Total | | | |
| | (1) | (22) | (23) | (24) | (25) | (26) | (27) |
| 1 | Anugul | 1 | 13 | 14 | 3 | 10 | 159064 |
| 2 | Balangir | 9 | 25 | 34 | 705 | 2916 | 653543 |
| 3 | Baleshwar | 54 | 72 | 126 | 0 | 1794 | 674937 |
| 4 | Bargarh | 59 | 289 | 348 | 0 | 2105 | 390245 |
| 5 | Baudh | 0 | 0 | 0 | 0 | 76 | 107953 |
| 6 | Bhadrak | 9 | 10 | 19 | 0 | 256 | 199322 |
| 7 | Cuttack | 29 | 38 | 67 | 79 | 196 | 116211 |
| 8 | Debagarh | 0 | 0 | 0 | 0 | 94 | 136345 |
| 9 | Dhenkanal | 0 | 0 | 0 | 0 | 11 | 130758 |
| 10 | Gajapati | 0 | 0 | 0 | 0 | 2 | 214812 |
| 11 | Ganjam | 2 | 8 | 10 | 0 | 42 | 274273 |
| 12 | Jagatsinghapur | 4 | 3 | 7 | 0 | 42 | 72463 |
| 13 | Jajapur | 8 | 18 | 26 | 14 | 96 | 182163 |
| 14 | Jharsuguda | 12 | 0 | 12 | 2 | 54 | 141034 |
| 15 | Kalahandi | 47 | 157 | 204 | 74 | 3062 | 578435 |
| 16 | Kandhamal | 0 | 0 | 0 | 0 | 233 | 385737 |
| 17 | Kendrapara | 385 | 14 | 399 | 0 | 1110 | 127222 |
| 18 | Kendujhar | 21 | 93 | 114 | 4 | 2735 | 1179046 |
| 19 | Khordha | 171 | 52 | 223 | 21 | 1386 | 64392 |
| 20 | Koraput | 0 | 0 | 0 | 0 | 255 | 630177 |
| 21 | Malkangiri | 50 | 21 | 71 | 80 | 273 | 414293 |
| 22 | Mayurbhanj | 42 | 29 | 71 | 0 | 2034 | 2641076 |
| 23 | Nabarangapur | 38 | 274 | 312 | 10 | 1298 | 478050 |
| 24 | Nayagarh | 0 | 0 | 0 | 0 | 4 | 64340 |
| 25 | Nuapada | 0 | 0 | 0 | 0 | 68 | 223347 |
| 26 | Puri | 178 | 4 | 182 | 0 | 152 | 91989 |
| 27 | Rayagada | 1 | 1 | 2 | 0 | 157 | 400778 |
| 28 | Sambalpur | 0 | 0 | 0 | 0 | 105 | 330749 |
| 29 | Subarnapur | 0 | 0 | 0 | 15 | 161 | 136066 |
| 30 | Sundargarh | 31 | 28 | 59 | 0 | 424 | 1055469 |
| Total | | 1151 | 1149 | 2300 | 1007 | 21151 | 12254289 |

Table 25 : Details Poultry Birds in Farms / Hatcheries in Rural and Urban Combined

State: ODISHA

| SNo. | District | Number of Birds in Farms / Hatcheries | | | |
|------|----------------|---------------------------------------|----------------|--------------|--------------|
| | | Layer | Broiler | Duck | Others* |
| | (1) | (7) | (8) | (9) | (10) |
| 1 | Anugul | 8900 | 386187 | 0 | 2000 |
| 2 | Balangir | 601600 | 41345 | 0 | 0 |
| 3 | Baleshwar | 9700 | 415358 | 0 | 0 |
| 4 | Bargarh | 1700 | 49740 | 0 | 0 |
| 5 | Baudh | 0 | 0 | 0 | 0 |
| 6 | Bhadrak | 2000 | 282200 | 0 | 0 |
| 7 | Cuttack | 174500 | 979944 | 46019 | 8000 |
| 8 | Debagarh | 0 | 5650 | 0 | 0 |
| 9 | Dhenkanal | 136000 | 936293 | 2135 | 21805 |
| 10 | Gajapati | 0 | 0 | 0 | 10 |
| 11 | Ganjam | 555500 | 237645 | 0 | 8071 |
| 12 | Jagatsinghapur | 6513 | 307215 | 0 | 1060 |
| 13 | Jajapur | 16000 | 67845 | 0 | 0 |
| 14 | Jharsuguda | 0 | 22005 | 0 | 0 |
| 15 | Kalahandi | 0 | 5620 | 0 | 0 |
| 16 | Kandhamal | 40 | 220 | 0 | 0 |
| 17 | Kendrapara | 1000 | 58324 | 0 | 8000 |
| 18 | Kendujhar | 40101 | 22837 | 0 | 0 |
| 19 | Khordha | 237180 | 506896 | 4500 | 12270 |
| 20 | Koraput | 1822 | 5300 | 0 | 0 |
| 21 | Malkangiri | 0 | 3000 | 2000 | 2000 |
| 22 | Mayurbhanj | 1400 | 12020 | 0 | 0 |
| 23 | Nabarangapur | 0 | 750 | 0 | 0 |
| 24 | Nayagarh | 61000 | 4300 | 0 | 0 |
| 25 | Nuapada | 0 | 55100 | 0 | 0 |
| 26 | Puri | 0 | 971930 | 0 | 3500 |
| 27 | Rayagada | 1000 | 51662 | 0 | 0 |
| 28 | Sambalpur | 81470 | 78258 | 0 | 4841 |
| 29 | Subarnapur | 0 | 14000 | 0 | 0 |
| 30 | Sundargarh | 3118 | 42850 | 0 | 5000 |
| | Total | 1940544 | 5564494 | 54654 | 76557 |

*Others include Turkey, Emu, Ostrich etc

Table 26 : Number of Equipments Used in Livestock Sector Rural and Urban Combined

State: ODISHA

| SNo. | District | Milking Machine | Mechanized Folder Cutter | Chopper & Baler | Dung Collection & Disposal Equipment |
|--------------|-----------------|------------------------|---------------------------------|----------------------------|---|
| 1 | Anugul | 0 | 0 | 0 | 0 |
| 2 | Balangir | 0 | 0 | 0 | 0 |
| 3 | Baleshwar | 0 | 0 | 9 | 0 |
| 4 | Bargarh | 0 | 42 | 5 | 0 |
| 5 | Baudh | 0 | 0 | 0 | 0 |
| 6 | Bhadrak | 0 | 0 | 0 | 0 |
| 7 | Cuttack | 0 | 0 | 0 | 0 |
| 8 | Debagarh | 0 | 0 | 0 | 0 |
| 9 | Dhenkanal | 0 | 0 | 0 | 0 |
| 10 | Gajapati | 0 | 0 | 0 | 0 |
| 11 | Ganjam | 0 | 0 | 0 | 0 |
| 12 | Jagatsinghapur | 0 | 2 | 3600 | 0 |
| 13 | Jajapur | 0 | 0 | 0 | 0 |
| 14 | Jharsuguda | 0 | 19 | 1 | 0 |
| 15 | Kalahandi | 0 | 0 | 2 | 0 |
| 16 | Kandhamal | 0 | 0 | 0 | 0 |
| 17 | Kendrapara | 0 | 0 | 100 | 0 |
| 18 | Kendujhar | 0 | 10 | 0 | 0 |
| 19 | Khordha | 1 | 0 | 504 | 0 |
| 20 | Koraput | 0 | 0 | 0 | 0 |
| 21 | Malkangiri | 0 | 0 | 0 | 0 |
| 22 | Mayurbhanj | 0 | 0 | 0 | 0 |
| 23 | Nabarangapur | 0 | 0 | 0 | 0 |
| 24 | Nayagarh | 0 | 0 | 0 | 0 |
| 25 | Nuapada | 0 | 18 | 19 | 0 |
| 26 | Puri | 0 | 0 | 0 | 0 |
| 27 | Rayagada | 0 | 0 | 2 | 0 |
| 28 | Sambalpur | 0 | 14 | 21 | 0 |
| 29 | Subarnapur | 0 | 1 | 1 | 0 |
| 30 | Sundargarh | 0 | 8 | 3 | 0 |
| Total | | 1 | 114 | 4267 | 0 |

Table 27 : Number Of Households And Households Enterprises Owning Animals/Poultry Birds in Rural and Urban Combined

State: ODISHA

| SNo. | District | Number of Households and Households Enterprises Having | | | | | | |
|--------------|----------------|--|---------------|----------------|---------------|--------------|------------------|---------------------------|
| | | Cattle | Buffaloes | Goats | Sheep | Pigs | Backyard Poultry | Poultry Farm & Hatcheries |
| | (1) | (2) | (3) | (4) | (5) | (6) | (7) | (8) |
| 1 | Anugul | 117485 | 2604 | 34864 | 3547 | 66 | 17099 | 19114 |
| 2 | Balangir | 125901 | 11743 | 56949 | 18856 | 106 | 93797 | 118 |
| 3 | Baleshwar | 280758 | 982 | 85354 | 620 | 1503 | 95648 | 38575 |
| 4 | Bargarh | 116743 | 3912 | 24970 | 8580 | 345 | 49884 | 1818 |
| 5 | Baudh | 51337 | 4217 | 15815 | 10847 | 39 | 14947 | 0 |
| 6 | Bhadrak | 178456 | 662 | 39683 | 464 | 83 | 32147 | 19244 |
| 7 | Cuttack | 205935 | 3594 | 53834 | 10064 | 108 | 18542 | 48578 |
| 8 | Debagarh | 47587 | 1161 | 22414 | 400 | 369 | 19581 | 5 |
| 9 | Dhenkanal | 129417 | 3508 | 24054 | 1684 | 94 | 19018 | 53964 |
| 10 | Gajapati | 53103 | 2151 | 18614 | 1121 | 1948 | 42966 | 196 |
| 11 | Ganjam | 186100 | 11383 | 20129 | 24973 | 437 | 40594 | 11321 |
| 12 | Jagatsinghapur | 122478 | 937 | 28486 | 2050 | 78 | 9793 | 11978 |
| 13 | Jajapur | 188073 | 623 | 49388 | 1782 | 126 | 30759 | 6108 |
| 14 | Jharsuguda | 38397 | 1091 | 10705 | 520 | 266 | 18466 | 10 |
| 15 | Kalahandi | 103710 | 12724 | 53543 | 19584 | 973 | 86575 | 5 |
| 16 | Kandhamal | 85144 | 14572 | 49316 | 1705 | 7543 | 59948 | 3 |
| 17 | Kendrapara | 159201 | 1945 | 27010 | 4073 | 263 | 22692 | 10119 |
| 18 | Kendujhar | 206395 | 2922 | 114265 | 17100 | 1529 | 144202 | 718 |
| 19 | Khordha | 102457 | 2118 | 11853 | 3723 | 125 | 8824 | 20816 |
| 20 | Koraput | 118104 | 25371 | 35713 | 27231 | 6322 | 90771 | 676 |
| 21 | Malkangiri | 77802 | 5479 | 28409 | 5564 | 7993 | 60919 | 1789 |
| 22 | Mayurbhanj | 272256 | 4032 | 212710 | 23140 | 9882 | 304988 | 2 |
| 23 | Nabarangapur | 130218 | 13951 | 12567 | 16671 | 1995 | 72602 | 245 |
| 24 | Nayagarh | 81726 | 6765 | 11480 | 3323 | 17 | 8436 | 132 |
| 25 | Nuapada | 64185 | 6860 | 15236 | 5763 | 149 | 29805 | 1111 |
| 26 | Puri | 161558 | 1163 | 31804 | 7899 | 92 | 11383 | 32495 |
| 27 | Rayagada | 78847 | 18324 | 38780 | 6112 | 4651 | 77178 | 17058 |
| 28 | Sambalpur | 80876 | 2304 | 30847 | 1704 | 2026 | 38865 | 8019 |
| 29 | Subarnapur | 52480 | 2460 | 15690 | 5516 | 242 | 18934 | 1 |
| 30 | Sundargarh | 154875 | 8575 | 96708 | 5547 | 9774 | 128590 | 1316 |
| Total | | 3771604 | 178133 | 1271190 | 240163 | 59144 | 1667953 | 305534 |

Table 28 : Number Of Non Households Enterprises and Institutions Owning Animals/Poultry Birds in Rural and Urban Combind

State: ODISHA

| SNo. | District | Number of Non Households Enterprises and Institutions Having | | | | | |
|--------------|----------------|--|------------|------------|------------|-----------|---------------------------|
| | | Cattle | Buffaloes | Goats | Sheep | Pigs | Poultry Farm & Hatcheries |
| | (1) | (2) | (3) | (4) | (5) | (6) | (7) |
| 1 | Anugul | 34 | 1 | 10 | 9 | 0 | 495 |
| 2 | Balangir | 104 | 5 | 6 | 6 | 0 | 22552 |
| 3 | Baleshwar | 25 | 1 | 15 | 0 | 1 | 2 |
| 4 | Bargarh | 33 | 5 | 5 | 10 | 1 | 353 |
| 5 | Baudh | 15 | 7 | 6 | 8 | 0 | 0 |
| 6 | Bhadrak | 58 | 7 | 2 | 0 | 0 | 159 |
| 7 | Cuttack | 46 | 9 | 12 | 7 | 0 | 3596 |
| 8 | Debagarh | 6 | 0 | 3 | 0 | 2 | 0 |
| 9 | Dhenkanal | 59 | 1 | 32 | 3 | 0 | 3286 |
| 10 | Gajapati | 32 | 1 | 10 | 1 | 1 | 1 |
| 11 | Ganjam | 76 | 14 | 19 | 12 | 3 | 11 |
| 12 | Jagatsinghapur | 26 | 1 | 27 | 0 | 0 | 55 |
| 13 | Jajapur | 59 | 0 | 6 | 1 | 0 | 211 |
| 14 | Jharsuguda | 12 | 1 | 3 | 0 | 1 | 0 |
| 15 | Kalahandi | 40 | 4 | 11 | 1 | 0 | 0 |
| 16 | Kandhamal | 15 | 4 | 11 | 4 | 7 | 0 |
| 17 | Kendrapara | 99 | 2 | 7 | 3 | 0 | 8 |
| 18 | Kendujhar | 48 | 8 | 6 | 6 | 2 | 1 |
| 19 | Khordha | 78 | 2 | 29 | 25 | 1 | 426 |
| 20 | Koraput | 14 | 3 | 4 | 2 | 3 | 23 |
| 21 | Malkangiri | 7 | 1 | 4 | 5 | 1 | 0 |
| 22 | Mayurbhanj | 93 | 12 | 39 | 21 | 9 | 30 |
| 23 | Nabarangapur | 2 | 28 | 8 | 9 | 0 | 0 |
| 24 | Nayagarh | 203 | 36 | 235 | 132 | 0 | 1327 |
| 25 | Nuapada | 4 | 0 | 3 | 0 | 0 | 1 |
| 26 | Puri | 111 | 2 | 12 | 36 | 0 | 63 |
| 27 | Rayagada | 20 | 8 | 6 | 2 | 6 | 0 |
| 28 | Sambalpur | 21 | 43 | 10 | 5 | 7 | 309 |
| 29 | Subarnapur | 16 | 3 | 2 | 9 | 0 | 0 |
| 30 | Sundargarh | 38 | 10 | 11 | 4 | 14 | 413 |
| Total | | 1394 | 219 | 554 | 321 | 59 | 33322 |

Table 29: Number Of Stray Cattle and Dogs

State: ODISHA

| SNo. | District | Stray Cattle | | | Stray Dogs | | |
|--------------|----------------|----------------|--------------|----------------|---------------|---------------|---------------|
| | | Rural | Urban | Total | Rural | Urban | Total |
| | (1) | (2) | (3) | (4) | (5) | (6) | (7) |
| 1 | Anugul | 2896 | 251 | 3147 | 29868 | 944 | 30812 |
| 2 | Balangir | 1434 | 794 | 2228 | 35920 | 1368 | 37288 |
| 3 | Baleshwar | 1014583 | 944 | 1015527 | 51097 | 83185 | 134282 |
| 4 | Bargarh | 480 | 73 | 553 | 73617 | 730 | 74347 |
| 5 | Baudh | 1733 | 55 | 1788 | 7569 | 134 | 7703 |
| 6 | Bhadrak | 9616 | 469 | 10085 | 23314 | 1390 | 24704 |
| 7 | Cuttack | 7490 | 1602 | 9092 | 37919 | 10169 | 48088 |
| 8 | Debagarh | 500 | 43 | 543 | 6837 | 126 | 6963 |
| 9 | Dhenkanal | 6224 | 580 | 6804 | 24569 | 1516 | 26085 |
| 10 | Gajapati | 571 | 65 | 636 | 10907 | 334 | 11241 |
| 11 | Ganjam | 6100 | 880 | 6980 | 45120 | 4370 | 49490 |
| 12 | Jagatsinghapur | 5430 | 254 | 5684 | 17906 | 967 | 18873 |
| 13 | Jajapur | 8921 | 600 | 9521 | 29022 | 1512 | 30534 |
| 14 | Jharsuguda | 781 | 972 | 1753 | 5694 | 1902 | 7596 |
| 15 | Kalahandi | 1601 | 134 | 1735 | 22825 | 747 | 23572 |
| 16 | Kandhamal | 1742 | 59 | 1801 | 11029 | 350 | 11379 |
| 17 | Kendrapara | 8509 | 604 | 9113 | 41996 | 1088 | 43084 |
| 18 | Kendujhar | 6762 | 1624 | 8386 | 21589 | 1263 | 22852 |
| 19 | Khordha | 7110 | 4468 | 11578 | 15469 | 9997 | 25466 |
| 20 | Koraput | 1661 | 522 | 2183 | 19805 | 1664 | 21469 |
| 21 | Malkangiri | 1070 | 67 | 1137 | 6214 | 166 | 6380 |
| 22 | Mayurbhanj | 5387 | 390 | 5777 | 27871 | 1884 | 29755 |
| 23 | Nabarangapur | 1386 | 237 | 1623 | 21531 | 1275 | 22806 |
| 24 | Nayagarh | 3033 | 134 | 3167 | 11805 | 280 | 12085 |
| 25 | Nuapada | 400 | 238 | 638 | 7135 | 561 | 7696 |
| 26 | Puri | 9602 | 769 | 10371 | 22896 | 41767 | 64663 |
| 27 | Rayagada | 1390 | 437 | 1827 | 12474 | 955 | 13429 |
| 28 | Sambalpur | 503 | 540 | 1043 | 17073 | 2605 | 19678 |
| 29 | Subarnapur | 489 | 404 | 893 | 7211 | 383 | 7594 |
| 30 | Sundargarh | 2733 | 705 | 3438 | 18514 | 4092 | 22606 |
| Total | | 1120137 | 18914 | 1139051 | 684796 | 177724 | 862520 |

Table 30: Number Of Cattle, Buffaloes, Sheep, Goats and Pigs Per Thousand Households in Rural and Urban Combined

State: ODISHA

| SNo. | District | Number of Households | Number of animals Per 1000 Households | | | | |
|------|----------------|----------------------|---------------------------------------|-----------|------------|------------|-----------|
| | | | Cattle | Buffaloes | Sheep | Goats | Pigs |
| | (1) | (2) | (3) | (4) | (5) | (6) | (7) |
| 1 | Anugul | 362899 | 1203 | 34 | 112 | 571 | 1 |
| 2 | Balangir | 401538 | 899 | 103 | 228 | 638 | 2 |
| 3 | Baleshwar | 459483 | 1665 | 9 | 5 | 831 | 9 |
| 4 | Bargarh | 550961 | 600 | 34 | 106 | 295 | 7 |
| 5 | Baudh | 355153 | 499 | 49 | 237 | 286 | 1 |
| 6 | Bhadrak | 292653 | 1753 | 17 | 7 | 492 | 1 |
| 7 | Cuttack | 521501 | 1025 | 43 | 149 | 416 | 2 |
| 8 | Debagarh | 75577 | 2212 | 56 | 49 | 1773 | 26 |
| 9 | Dhenkanal | 262837 | 1595 | 97 | 106 | 616 | 5 |
| 10 | Gajapati | 125621 | 1459 | 83 | 99 | 871 | 65 |
| 11 | Ganjam | 848244 | 695 | 76 | 184 | 268 | 7 |
| 12 | Jagatsinghapur | 591952 | 502 | 19 | 24 | 195 | 4 |
| 13 | Jajapur | 368765 | 1366 | 14 | 36 | 492 | 6 |
| 14 | Jharsuguda | 127865 | 936 | 36 | 43 | 522 | 18 |
| 15 | Kalahandi | 989139 | 314 | 44 | 81 | 219 | 4 |
| 16 | Kandhamal | 170204 | 1956 | 350 | 48 | 1457 | 200 |
| 17 | Kendrapara | 318360 | 1141 | 44 | 52 | 316 | 4 |
| 18 | Kendujhar | 398859 | 1593 | 34 | 228 | 1366 | 25 |
| 19 | Khordha | 476525 | 664 | 25 | 67 | 155 | 4 |
| 20 | Koraput | 315306 | 1488 | 251 | 376 | 504 | 96 |
| 21 | Malkangiri | 133757 | 2642 | 159 | 204 | 1034 | 307 |
| 22 | Mayurbhanj | 932441 | 891 | 15 | 312 | 1214 | 26 |
| 23 | Nabarangapur | 260294 | 1514 | 163 | 336 | 235 | 38 |
| 24 | Nayagarh | 215556 | 1065 | 92 | 130 | 426 | 0 |
| 25 | Nuapada | 162824 | 1217 | 147 | 201 | 477 | 4 |
| 26 | Puri | 368253 | 1205 | 45 | 121 | 360 | 4 |
| 27 | Rayagada | 207961 | 1385 | 309 | 139 | 811 | 119 |
| 28 | Sambalpur | 231340 | 1264 | 49 | 84 | 1048 | 50 |
| 29 | Subarnapur | 137497 | 1200 | 76 | 384 | 693 | 10 |
| 30 | Sundargarh | 432545 | 1388 | 76 | 74 | 1303 | 113 |
| | Total | 11095910 | 1047 | 65 | 142 | 587 | 25 |